

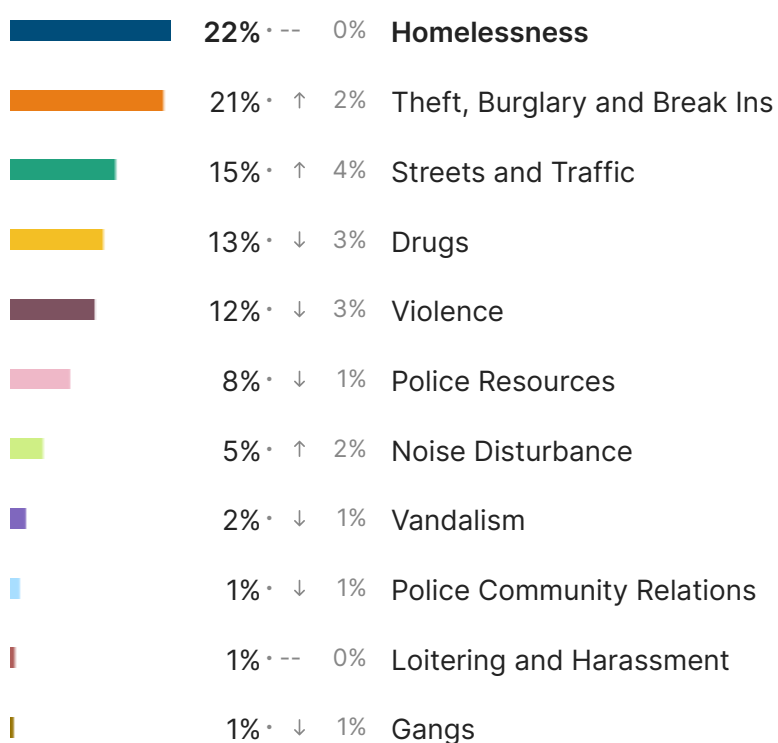
Blockwise - Executive Summary Report

Perception of Safety - 44% of respondents indicated they felt mostly or completely safe with 73% stating they would contact APD if they were a victim or worried about something. Expanded access to community perspective beyond crime data was shown with 69% of respondents indicating they had not reported a crime in the past 6 months.

The feed provides open text comments identifying general themes and specific issues and locations. **Homelessness** was identified as the primary topic of concern in total followed by **Theft, Burglary, and Break Ins**. The third area of concern for this month was **Streets and Traffic** whereas for September of 2023 it was **Drugs**.

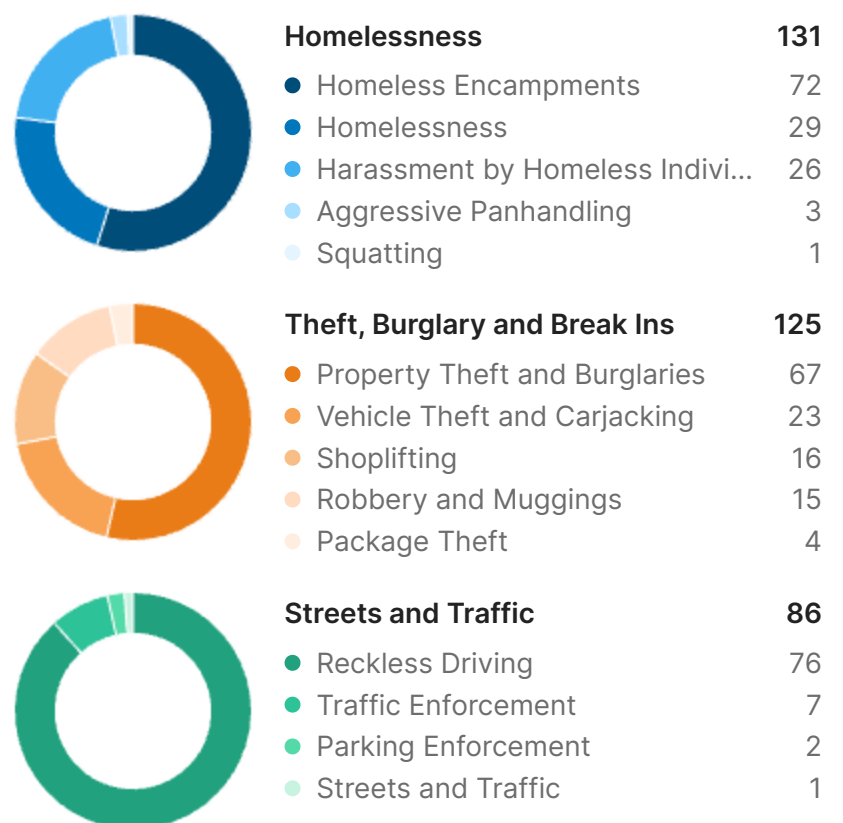
Top concerns

591 labeled responses out of 650

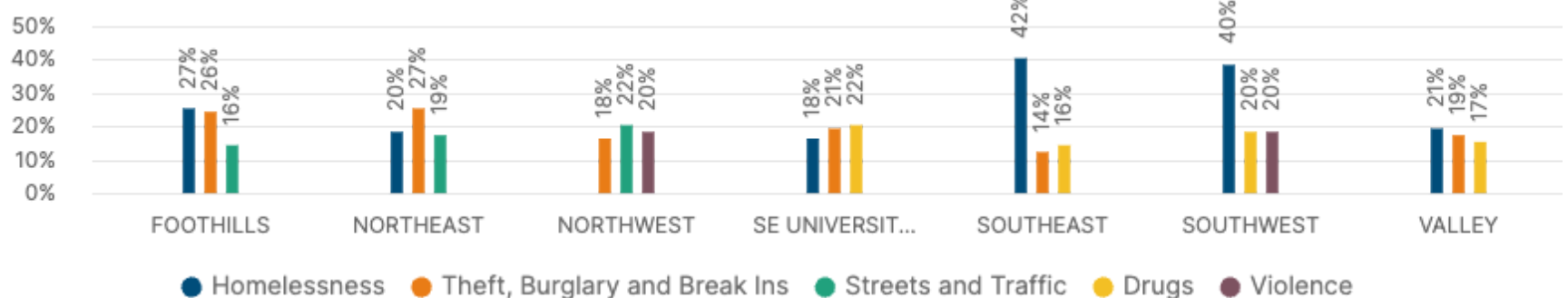


Top 3 concerns breakdown

Number of responses by leading subtopic



Top concerns by area



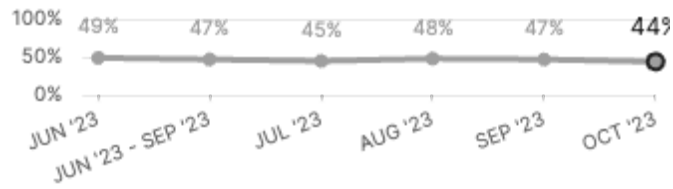
Scores Over Time and by Area

780 responses (collected by Zencity ad-based distribution, excluding self-distribution)

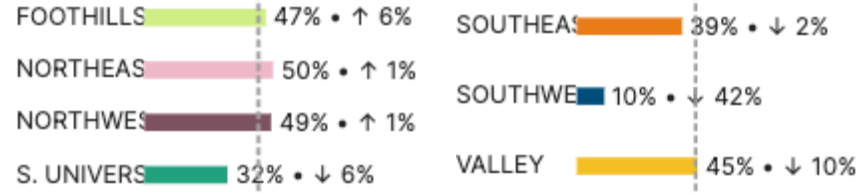
[Explore Results](#)

44% Safety

↓ 3% vs previous month

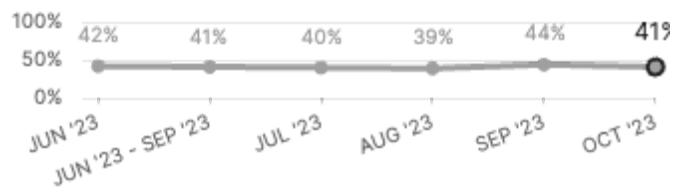


Score by Area




41% Fairness

↓ 3% vs previous month

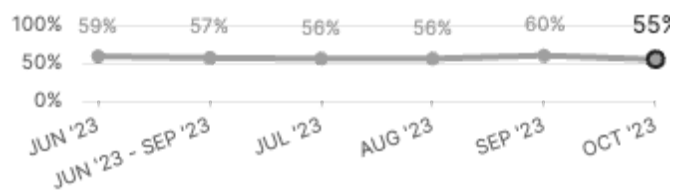


Score by Area




55% Respect

↓ 5% vs previous month

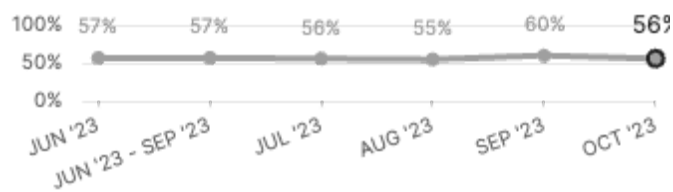


Score by Area




56% Voice

↓ 4% vs previous month



Score by Area



To learn more about the survey's methodology, visit <https://zencity.info/survey-methodology>.

This report contains law enforcement sensitive data, and confidential business information.