



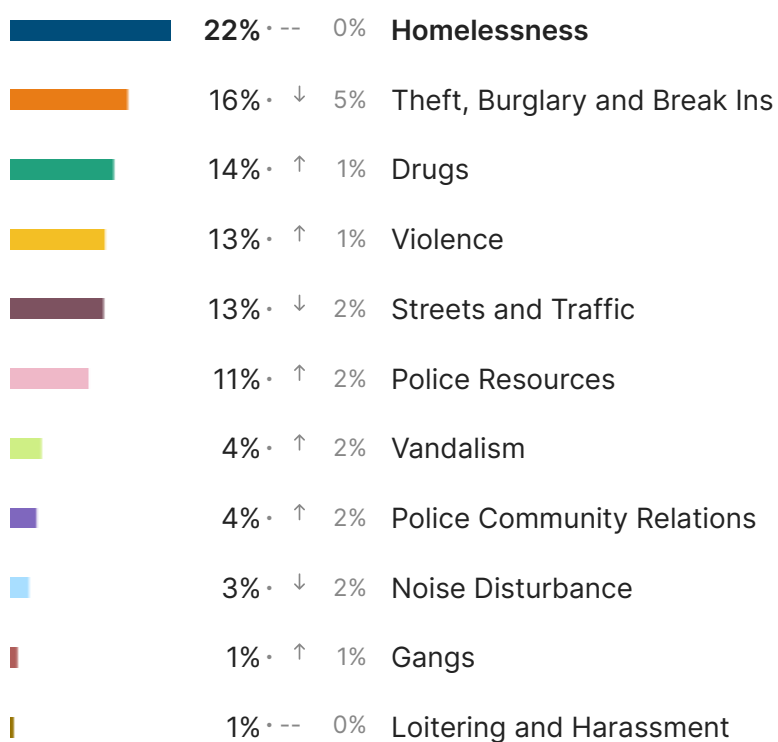
Blockwise - Executive Summary Report

Perception of Safety - 40% of respondents indicated that they felt mostly or completely safe. 70% of respondents stated there was a place in their local area they did consider unsafe. The main reason people considered this place unsafe (65%) was because they personally witnessed or were the victim of a crime. Expanded access to community perspective beyond crime data was shown with 70% of respondents indicating they had not been a victim of or reported a crime in the past six months

The feed provides open text comments identifying general themes and specific issues and locations. Homelessness was identified as the primary topic of concern and was the main concern in 3/5 areas. Theft, Burglaries, and Break Ins was the second biggest concern city-wide. [Click here to visit your site and explore your data.](#)

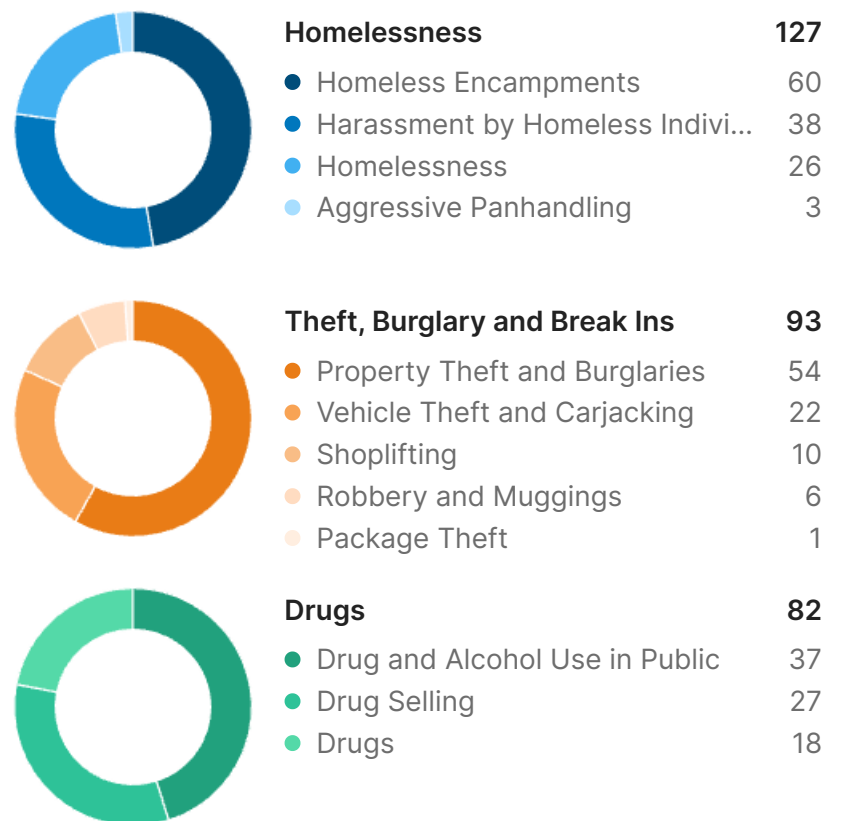
Top concerns

583 labeled responses out of 654

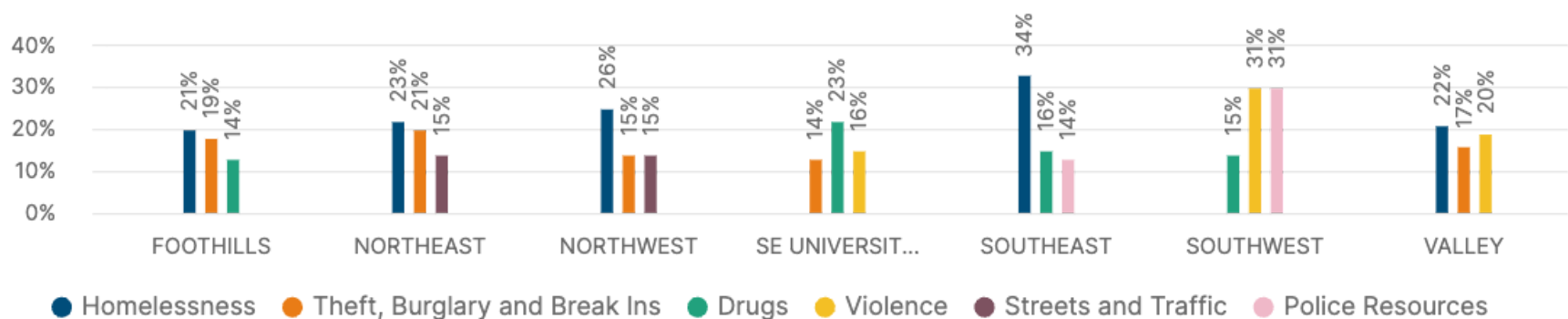


Top 3 concerns breakdown

Number of responses by leading subtopic



Top concerns by area



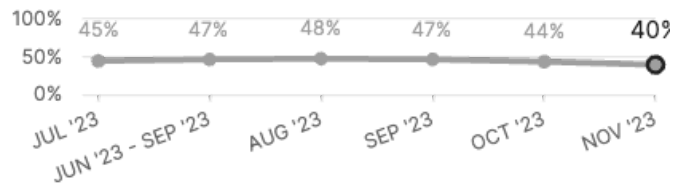
Scores Over Time and by Area

778 responses (collected by Zencity ad-based distribution, excluding self-distribution)

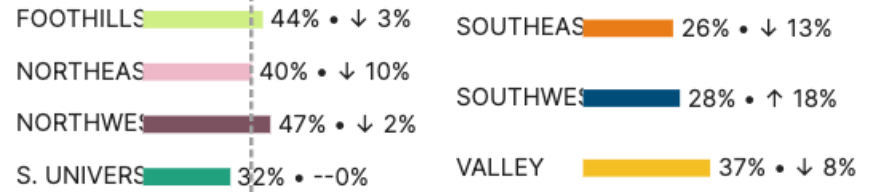
[Explore Results](#)

40% Safety

↓ 4% vs previous month

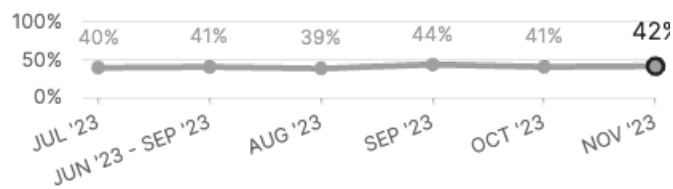


Score by Area




42% Fairness

↑ 1% vs previous month

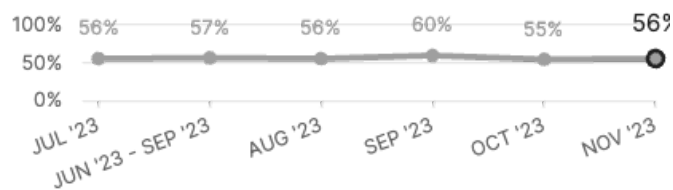


Score by Area




56% Respect

↑ 1% vs previous month

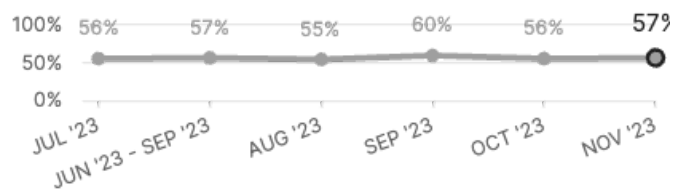


Score by Area




57% Voice

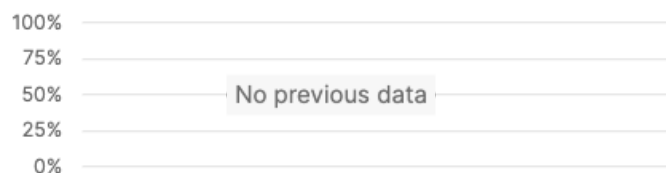
↑ 1% vs previous month



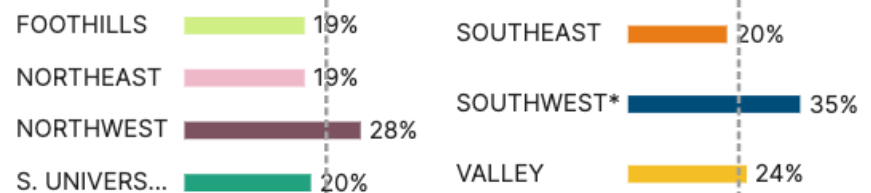
Score by Area



23% Transparency



Score by Area



*A new transparency question was added in November therefore previous months are not displayed on this report.

*Southwest division is based on a low sample size and the data might not be reliable.