



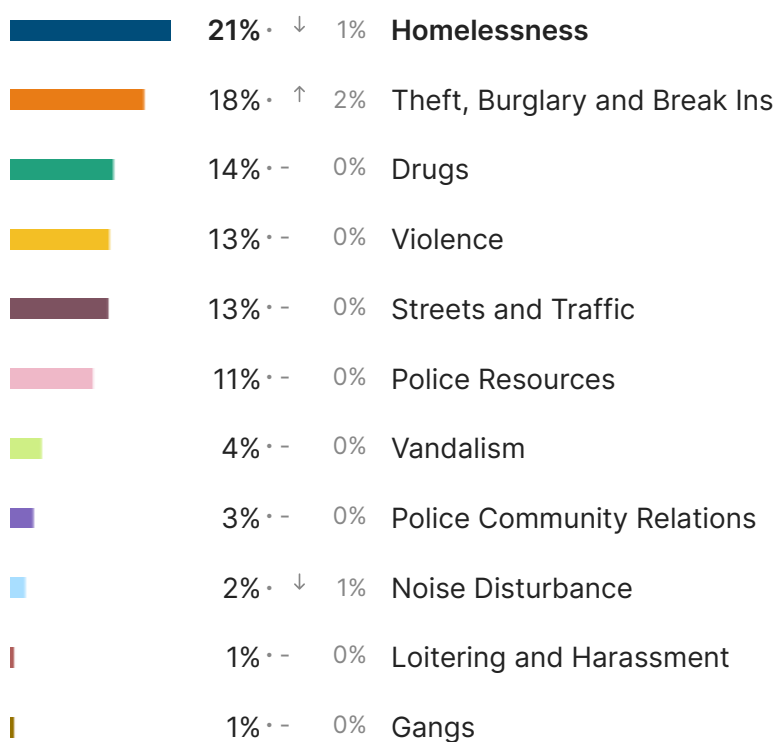
Blockwise - Executive Summary Report

Perception of Safety - 44% of respondents indicated that overall they felt mostly or completely safe. 68% of respondents considered a local area unsafe. The most frequent reason given for this perception (66%) was because they "Personally witnessed or been a victim of crime". Expanded access to community perspective beyond crime data was shown with 69% of respondents indicating they had not been a victim of a crime in the past six months

The feed provides open text comments identifying general themes and specific issues and locations. Homelessness was identified as the primary topic of concern city wide, but the main concern in only 3/7 districts. Theft, Burglaries, and Break Ins were the second main concern. [Click here to visit your site and explore your data.](#)

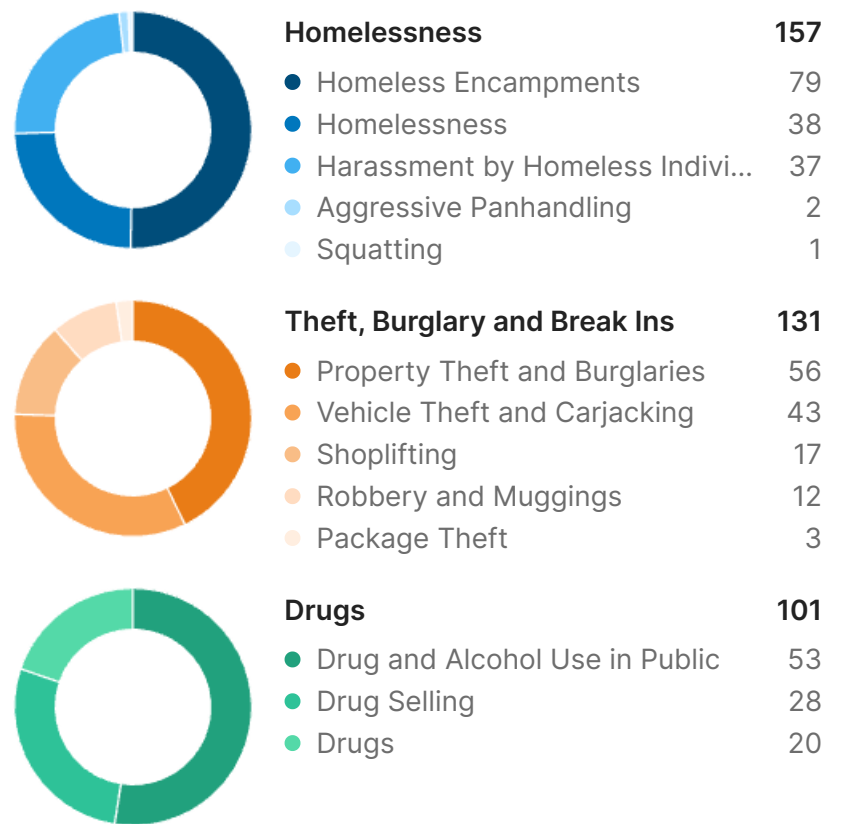
Top concerns

740 labeled responses out of 827

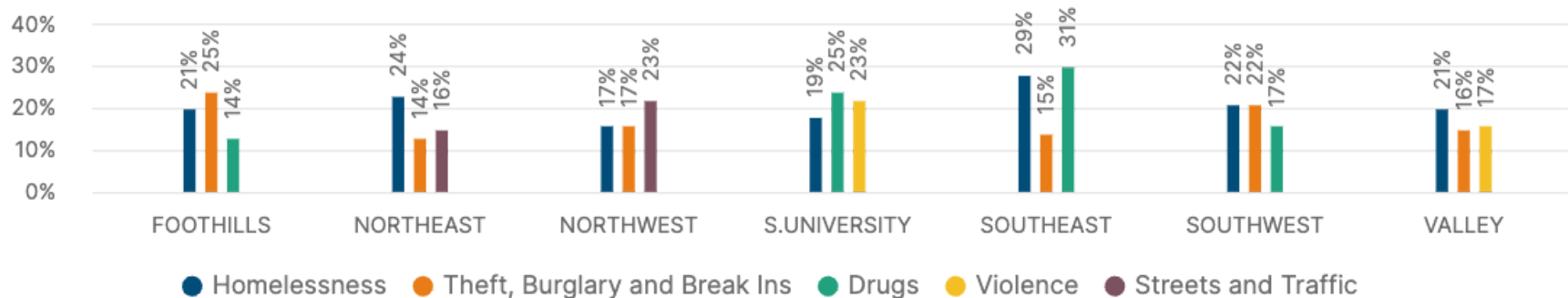


Top 3 concerns breakdown

Number of responses by leading subtopic



Top concerns by area



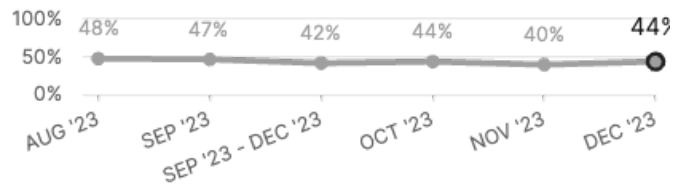
Scores Over Time and by Area

974 responses (collected by Zencity ad-based distribution, excluding self-distribution)

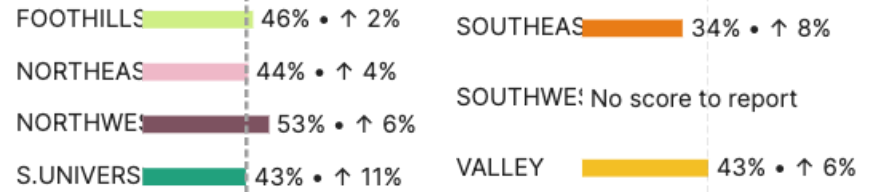
[Explore Results](#)

44% Safety

↑ 4% vs previous month




Score by Area




41% Fairness

↓ 1% vs previous month

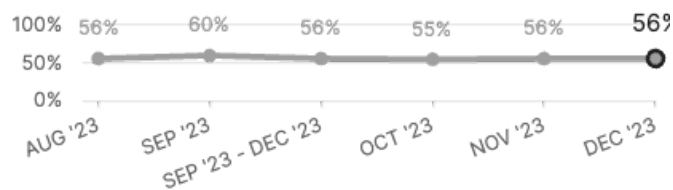


Score by Area

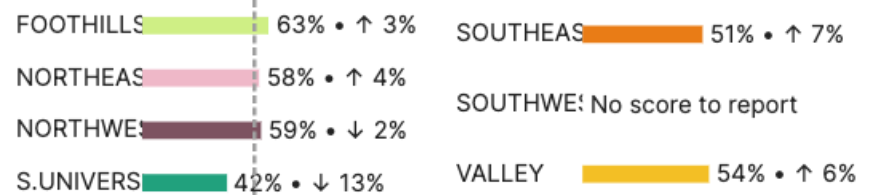


56% Respect

0% vs previous month

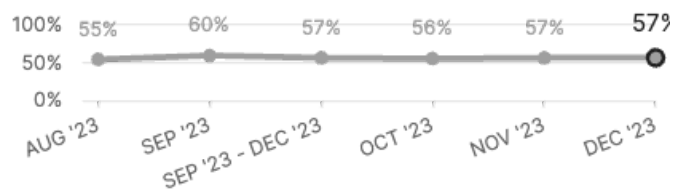


Score by Area




57% Voice

0% vs previous month

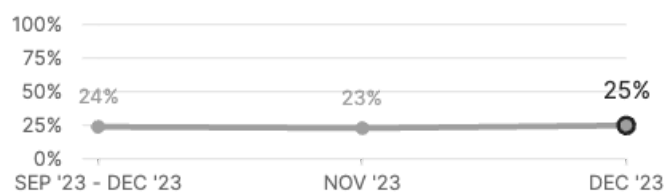


Score by Area




25% Transparency

↑ 2% vs previous month



Score by Area



Small sample sizes can lead to unreliable estimates. Scores for groups under 30 respondents are not shown. Groups between 30 and 49 respondents are marked an asterisk (*). Use these scores with caution.