



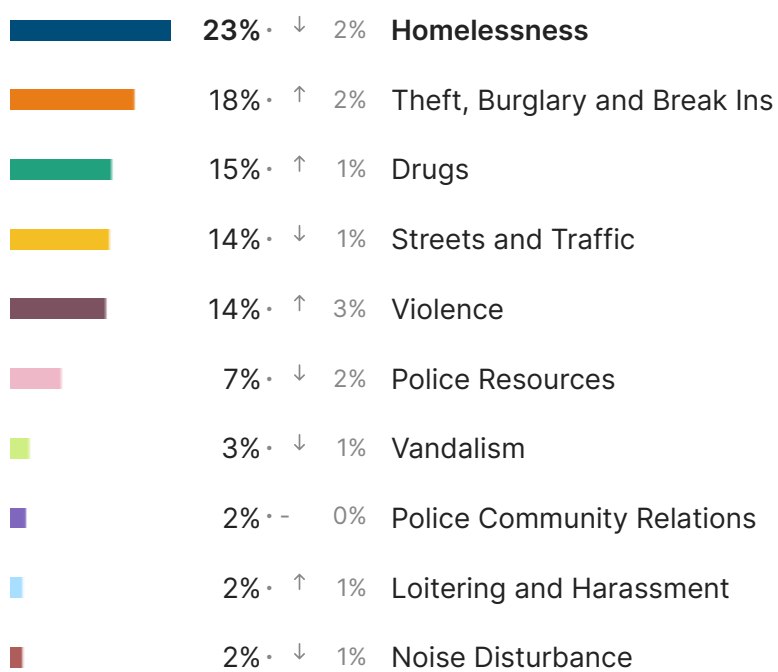
# Blockwise - Executive Summary Report

**Perception of Safety** - 46% of respondents overall felt mostly or completely safe in their neighborhood. 70% of respondents stated there was a place in their local area they did consider unsafe. The most frequent reason given for this perception (60%) was because they "Personally witnessed or been a victim of crime". 71% of respondents reported not being victims of crime in the past 6 months, indicating expanded community perspective access via the Zencity survey.

The feed provides open text comments identifying general themes and specific issues and locations. Homelessness was identified as the primary concern with respondents citywide (141 Respondents). Theft, Burglary and Break Ins (109) was the next highest concern followed by Drugs (89). Main concerns varied depending on the district. [Click here to visit your site and explore your data.](#)

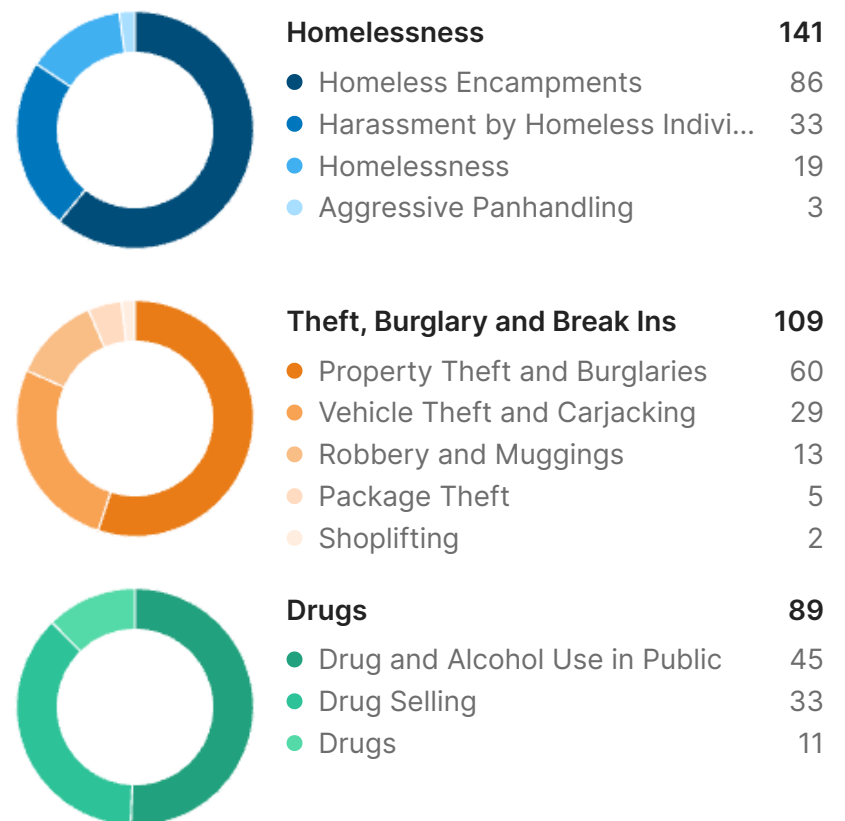
## Top concerns

611 labeled responses out of 712

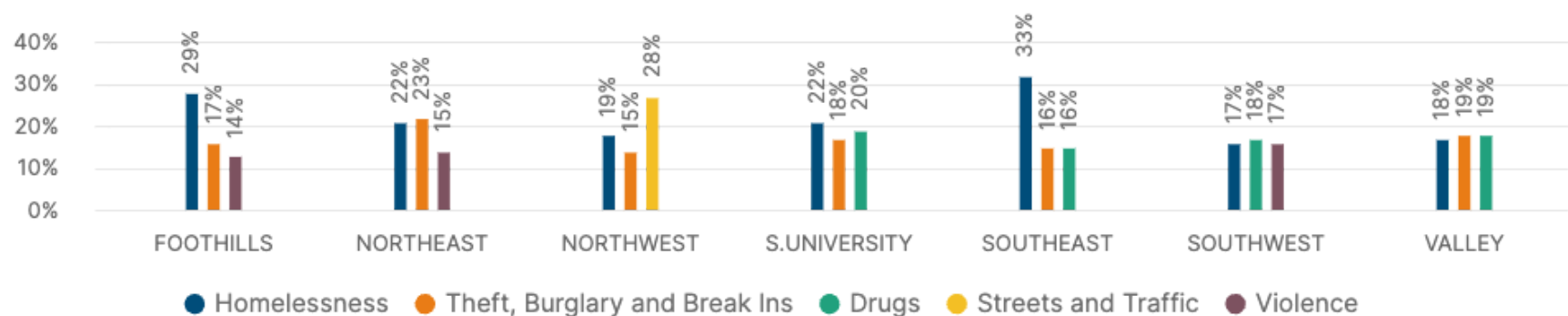


## Top 3 concerns breakdown

Number of responses by leading subtopic



## Top concerns by area



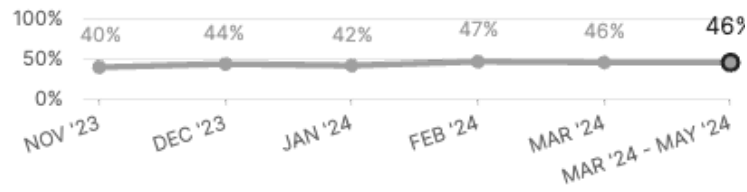
## Scores Over Time and by Area

804 responses (collected by Zencity ad-based distribution, excluding self-distribution)

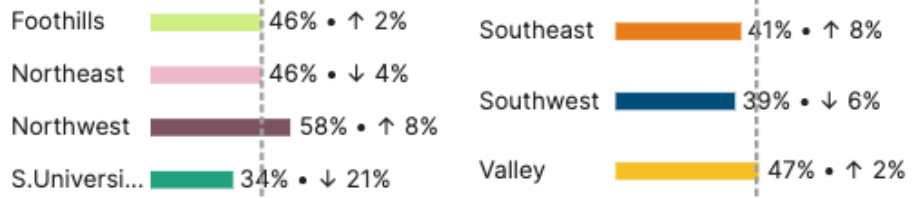
[Explore Results](#)

### 46% Safety

0% vs previous month

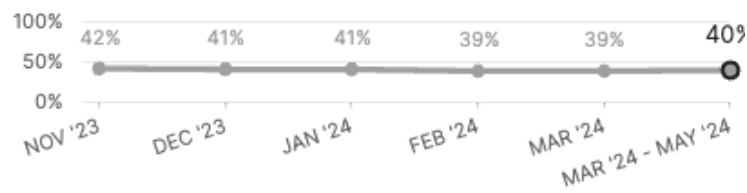


### Score by Area

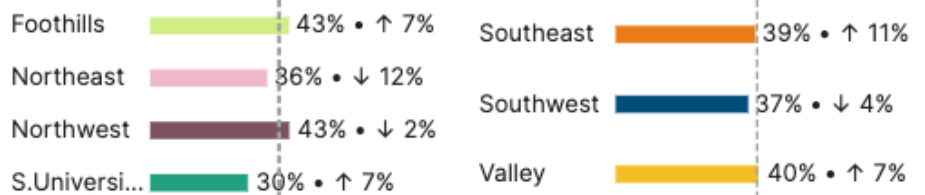


### 40% Fairness

↑ 1% vs previous month



### Score by Area




### 55% Respect

0% vs previous month



### Score by Area




### 56% Voice

↑ 1% vs previous month



### Score by Area




### 19% Transparency

↓ 1% vs previous month



### Score by Area



Small sample sizes can lead to unreliable estimates. Scores for groups under 30 respondents are not shown, and groups with 30 to 49 respondents are marked with an asterisk (\*). Use these scores with caution. [Link to Methodology](#).