



CRIME STATS

2024

ALBUQUERQUE POLICE DEPARTMENT



INTRODUCTION & DATA DISCLAIMERS

IN 2018, THE ALBUQUERQUE POLICE DEPARTMENT BEGAN REPORTING CRIME STATISTICS USING THE FEDERAL BUREAU OF INVESTIGATION'S NATIONAL INCIDENT-BASED REPORTING SYSTEM (NIBRS). NIBRS IS THE MOST CURRENT NATIONAL FRAMEWORK FOR REPORTING CRIME AND REPLACES THE FBI'S SUMMARY REPORTING SYSTEM (SRS). THIS CHANGE IS IMPORTANT BECAUSE NIBRS PROVIDES MORE COMPREHENSIVE AND DETAILED INFORMATION ABOUT CRIMES AGAINST PERSON, CRIMES AGAINST PROPERTY AND CRIMES AGAINST SOCIETY OCCURRING IN LAW ENFORCEMENT JURISDICTIONS ACROSS THE COUNTRY.

HOWEVER, MOST LAW ENFORCEMENT AGENCIES HAVE NOT YET TRANSITIONED TO NIBRS. AS A RESULT, THE FBI IS CONVERTING NIBRS DATA FROM AGENCIES, INCLUDING APD, TO THE OLDER SRS PROCESS, WHICH MAKES IT POSSIBLE TO COMPARE CRIME STATS OVER A LONGER PERIOD OF TIME.

APD'S CRIME DATA SYSTEM IS DYNAMIC AND ADDITIONAL INFORMATION MAY BE ADDED OR REFINED AFTER THE DATA ARE SENT TO THE FBI. ALTHOUGH THE FBI UPDATES ITS DATA BASES REGULARLY IT DOES NOT UPDATE PUBLISHED REPORTS.

FINALLY, THE NUMBERS IN THIS REPORT CAN'T CONVEY THE DAMAGE THAT CRIME CAUSES TO ITS VICTIMS AND TO THE COMMUNITY. NOR CAN THE NUMBERS CONVEY THE COURAGE AND DEDICATION OF THE MEN AND WOMEN OF THE ALBUQUERQUE POLICE DEPARTMENT WHO DO THEIR BEST TO KEEP OUR CITY SAFE.



VIOLENT CRIME DOWN

AGGRAVATED ASSAULT

2023: 4,959
2024: 4,404

-11%

SHOOTINGS W/INJURIES

2023: 334
2024: 288

-14%

HOMICIDES

2023: 99
2024: 96

-3%



NUMBER OF FELONY ARRESTS

2023

4,374

2024

4,530

INCREASE

4%



FELONY WARRANT ARRESTS

2023

4,857

2024

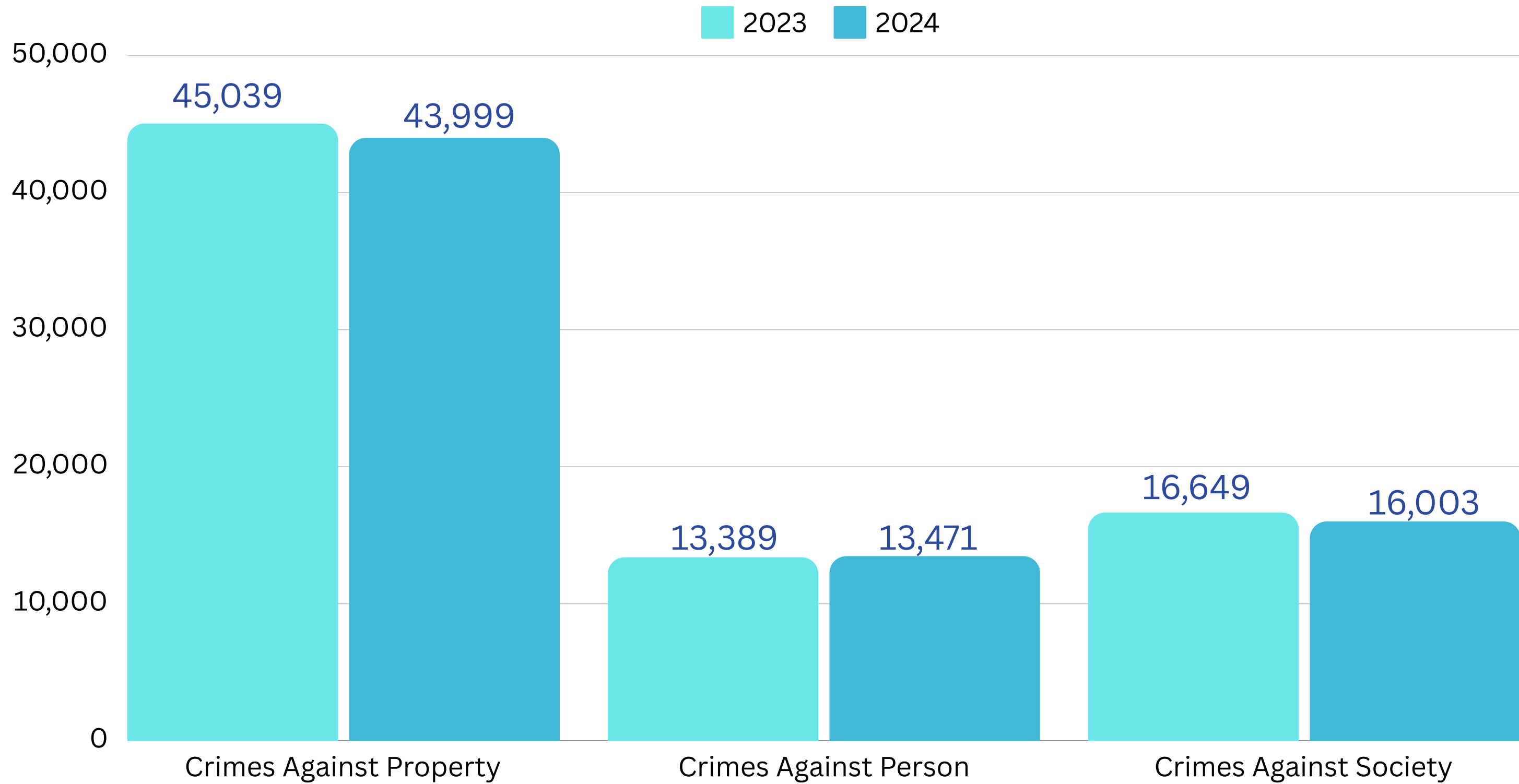
6,203

INCREASE

28%



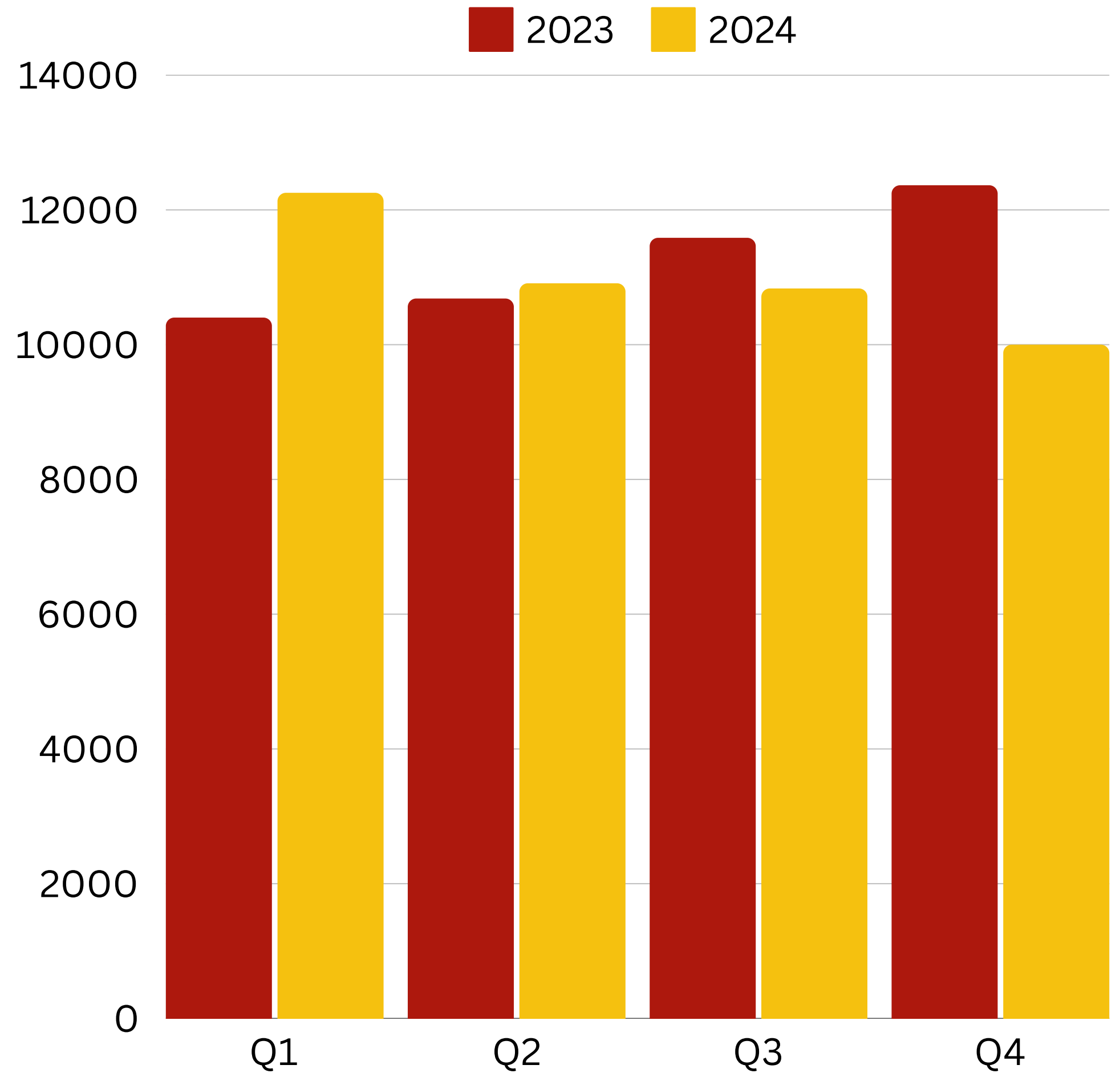
OVERALL CRIME 2023 VS 2024



CRIMES AGAINST PROPERTY

2023 VS 2024

-2%



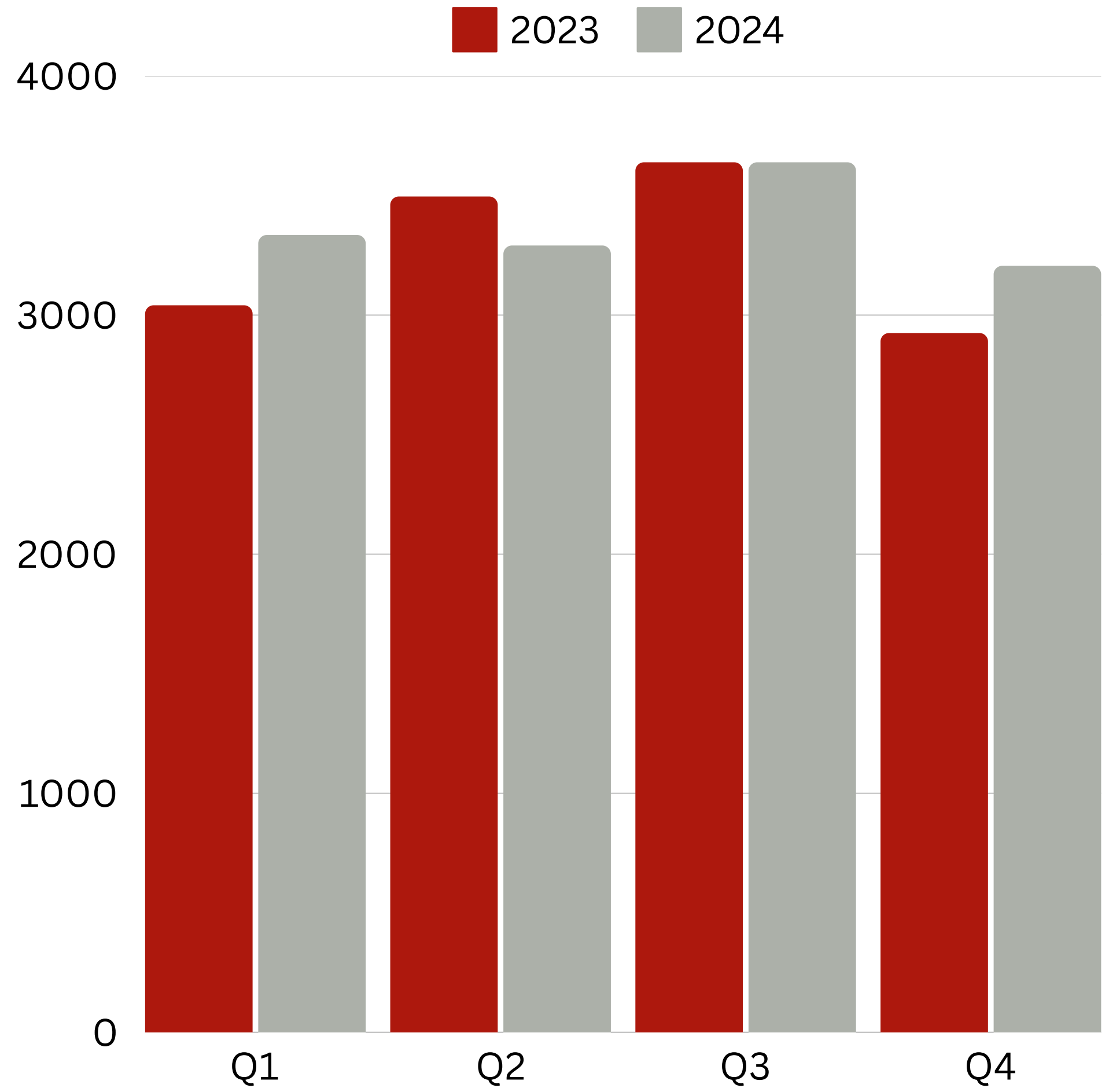
CRIMES AGAINST PROPERTY 2024

	1st Quarter	2nd Quarter	3rd Quarter	4th Quarter	TOTAL
Crimes Against Property	12,254	10,911	10,834	10,000	43,999
Arson	24	21	13	6	64
Bribery	3	8	2	11	24
Burglary/Breaking & Entering	1,086	1,032	1,109	1,024	4,251
Counterfeiting, forgery	58	66	65	52	241
Destruction/Damage/Vandalism	3,069	2,670	2,737	2,420	10,896
Embezzlement	37	40	35	43	155
Extortion/Blackmail	21	27	29	26	103
Fraud Offenses	1,109	1,050	915	742	3,816
Credit card, ATM fraud	187	202	177	164	730
False pretenses, swindle	466	437	585	387	1,875
Hacking/Computer Invasion	2	1	3	1	7
Identity Theft	247	283	219	156	905
Impersonation	1	8	6	2	17
Welfare Fraud	2	7	0	3	12
Wire fraud	4	17	10	2	33
Larceny/Theft Offenses	4,760	4,396	4,072	3,982	17,210
All other larceny	774	872	791	845	3,282
From coin-operated machine or device	3	1	11	4	19
Pocket-picking	6	6	4	1	17
Purse-snatching	1	1	2	1	5
Shoplifting	2,220	1,908	1,740	1,672	7,540
Theft from building	293	299	262	292	1,146
Theft from motor vehicle	1,107	994	993	909	4,003
Theft of motor vehicle parts or accessory	356	315	269	258	1,198
Motor Vehicle Theft	1,735	1,286	1,494	1,333	5,848
Robbery	232	213	245	216	906
Stolen Property	120	102	118	145	485



CRIMES AGAINST PERSON 2023 VS 2024

1%



CRIMES AGAINST PERSON

2024

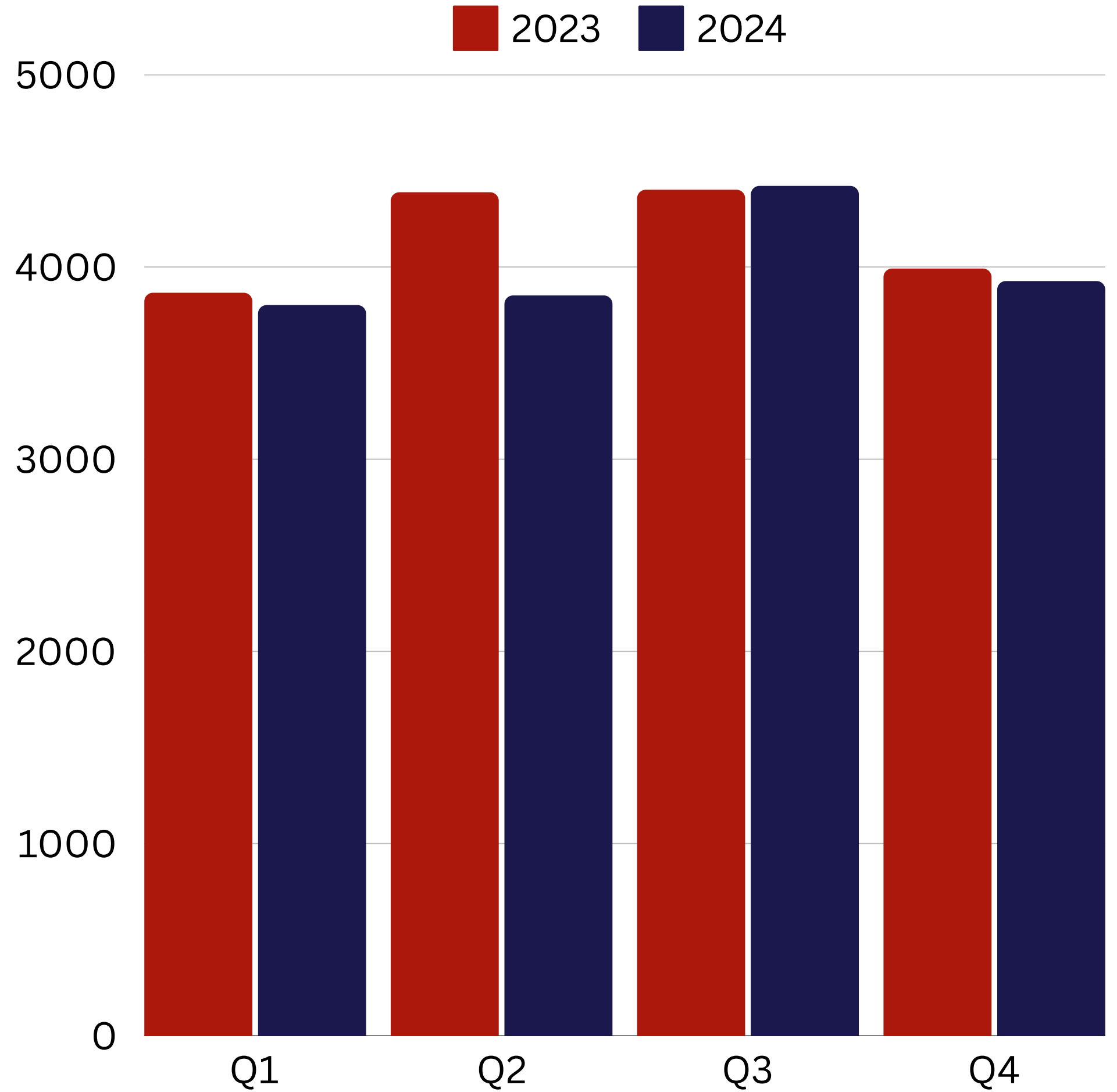
	1st Quarter	2nd Quarter	3rd Quarter	4th Quarter	TOTAL
Crimes Against Person	3,335	3,291	3,639	3,206	13,471
Aggravated Offenses	3,037	3,013	3,335	2,897	12,282
Aggravated Assault	1,095	1,112	1,236	961	4,404
Intimidation	144	133	143	102	522
Simple Assault	1,798	1,768	1,956	1,834	7,356
Homicide Offenses	20	25	25	24	94
Justifiable Homicide	0	0	1	0	1
Murder Non-Negligent	19	24	24	24	91
Negligent Manslaughter	1	1	0	0	2
Kidnapping/Abduction	134	115	138	157	544
Sex Offenses	144	135	141	127	547
Fondling	41	40	36	42	159
Rape	61	68	73	50	252
Sodomy	26	15	18	22	81
Incest					0
Sexual assault with an object	16	12	14	13	55
Statutory rape	0	0	0	0	0



CRIMES AGAINST SOCIETY

2023 VS 2024

-4%



CRIMES AGAINST SOCIETY

2024

	1st Quarter	2nd Quarter	3rd Quarter	4th Quarter	TOTAL
Crimes Against Society	3,802	3,852	4,422	3,927	16,003
Animal Cruelty	14	8	11	5	38
Drug/Narcotics Offenses	940	1,190	1464	1105	4,699
Drug equipment violations	383	460	595	442	1,880
Drug, narcotic violations	557	730	869	663	2,819
Pornography/Obscene Material	21	25	23	19	88
Prostitution Offenses	1	3	25	43	72
Assisting or promoting prostitution	0	3	4	1	8
Prostitution	1	0	19	1	21
Purchasing Prostitution	0	0	2	41	43
Weapons Law Violations	703	664	646	657	2,670

