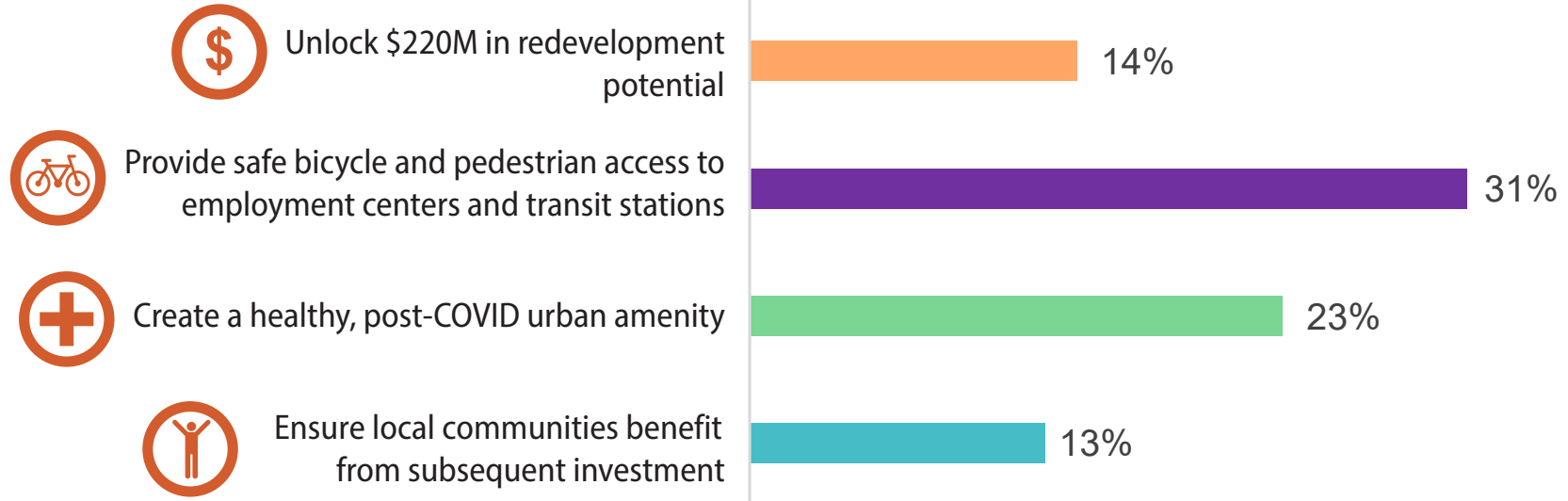


RAIL TRAIL SURVEY RESULTS

SELECT RESULTS FROM SUMMER '21 COMMUNITY SURVEY

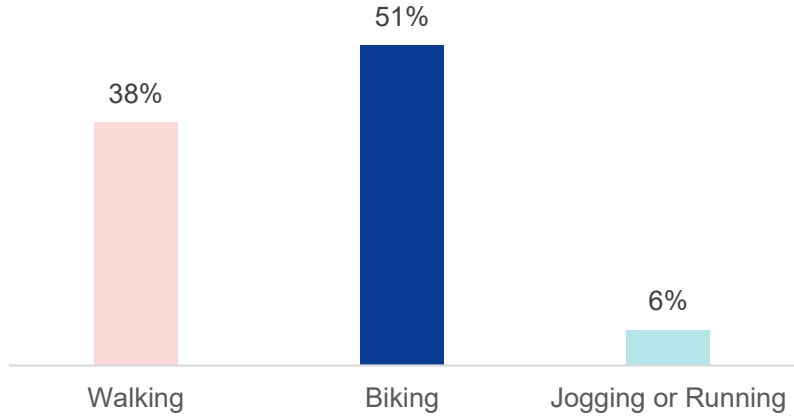
In August 2021, the City created a survey to collect public input on the design of the Rail Trail. The survey link was mailed to over 4000 residents and businesses directly surrounding the Rail Trail. The survey was also distributed broadly on social media and email list serves. Respondents were asked their preferences on materials, amenities, and programming. The survey was available in English and Spanish. A total of 455 responses were received. Based on survey results, the most popular elements are highlighted here.

Development Goals



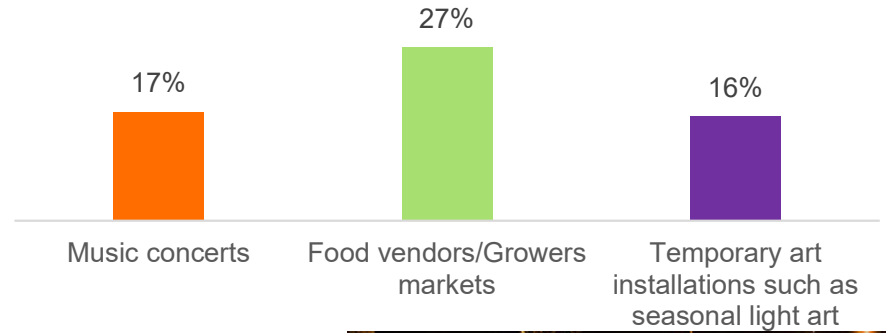
Trail Use

How would you use the trail?



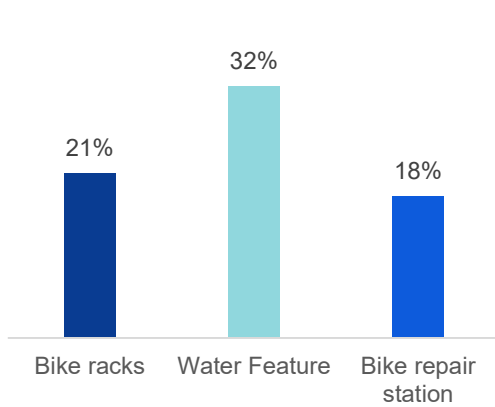
Activites

What kind of activites would you like to see on the trail?



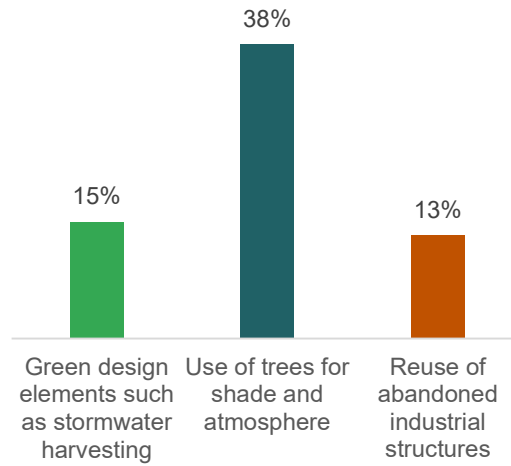
Amenities

Which amenity do you like best?




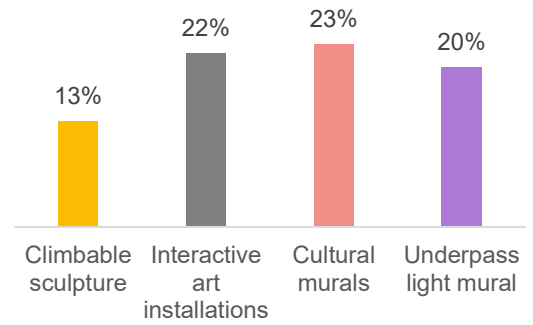
Inspiration

What elements should inspire the Rail Trail design?



Art

What kind of art installation would you most like to see along the Rail Trail?




Materials & Environment

Paving Material

Brick pavers (21%)



Rail Tracks (19%)



Curved patterns (20%)



Seating Feature

Benches with planters (58%)



Group seating (31%)



Wall Materials

Murals (49%)




Rammed earth (42%)



Fence Style

Gabion walls (49%)



Decorative Panels (30%)



Materials & Environment

Lighting

Catenary (string) lights (40%)




Illuminated Poles (22%)



Shade Structure

Trellis Structures with Vines (60%)




Dense shade (25%)



Planting Styles

Shaded Walks (60%)



Loose planting style (14%)



Planting Types


Native trees & grasses (32%)



High desert (25%)



Vine-covered trellis (24%)





THANK YOU FOR YOUR PARTICIPATION!



Full Results

"Greater Downtown Neighborhoods" include Barelas, South Broadway, Edo/Huning Highland, Martineztown-Santa Barbara, and Downtown.

From the list below, please choose the development goal that is most important to you.	Barelas & South Broadway		Greater Downtown Neighborhoods		All Respondents	
	Count	%	Count	%	Count	%
Celebrate the corridor's multi-layer history	2	4%	6	2%	8	2%
Ensure local community benefits from subsequent investment	21	28%	38	14%	56	13%
Extend broadband and smart cities infrastructure	3	4%	12	5%	17	4%
Link dis-invested communities to employment and transit	5	7%	20	8%	43	9%
Provide a healthy outdoor urban amenity	17	23%	54	20%	101	23%
Provide safe bicycle and pedestrian access to downtown jobs and transit	15	20%	78	29%	136	31%
Reconnect East and West Downtown	3	4%	16	6%	21	5%
Unlock \$220 million in redevelopment potential	7	9%	33	12%	62	14%
(blank)	2	3%	8	3%	11	0%
Sum	75	100%	265	100%	455	100%

How would you use the trail?	Barelas & South Broadway		Greater Downtown Neighborhoods		All Respondents	
	Count	%	Count	%	Count	%
Biking	28	37%	117	44%	225	49%
Jogging or Running	7	9%	18	7%	25	5%
Roller skating or Roller blading	3	4%	5	2%	5	1%
Skateboarding	1	1%	5	2%	7	2%
Walking	35	47%	107	40%	171	38%
Other/Blank	1	1%	13	5%	22	5%
Sum	75	100%	265	100%	455	100%

Look at the images and select the element you think should most inspire the Rail Trail design.	Barelas & South Broadway		Greater Downtown Neighborhoods		All Respondents	
	Count	%	Count	%	Count	%
Adobe/Pueblo style architecture	5	7%	14	5%	19	4%
Art that reflects our cultural heritage	5	7%	12	5%	24	5%
Colors and patterns from the Rail Yards buildings	2	3%	9	3%	15	3%
Gathering spaces adjacent to the trail	0	0%	6	2%	15	3%
Green design elements such as stormwater harvesting	12	16%	39	15%	68	15%
Historic Railroad elements	9	12%	27	10%	43	9%
Neon signs	1	1%	5	2%	8	2%
Pueblo/Indigeneous art and design motifs	3	4%	8	3%	12	3%
Reuse of abandoned industrial structures	11	15%	32	12%	60	13%
Structures that provide flexible seating for individuals and groups	2	3%	4	2%	7	2%
Traditional Hispanic art and design motifs	2	3%	4	2%	5	1%
Use of trees for shade and atmosphere	23	31%	101	38%	171	38%
(blank)	0	0%	4	2%	8	2%
Sum	75	100%	265	100%	455	100%

Which paving material do you like best?	Barelas & South Broadway		Greater Downtown Neighborhoods		All Respondents	
	Count	%	Count	%	Count	%
Artistic angled paving patterns	17	23%	39	15%	78	17%
Artistic curved paving patterns	8	11%	52	20%	89	20%
Brick pavers	21	28%	67	25%	93	20%
Concrete sidewalk with railroad tracks	11	15%	47	18%	84	18%
Gravel	2	3%	12	5%	20	4%
Stone pavers	15	20%	43	16%	81	18%
(blank)	1	1%	5	2%	10	2%
Sum	75	100%	265	100%	455	100%

Which wall material do you like best?	Barelas & South Broadway		Greater Downtown Neighborhoods		All Respondents	
	Count	%	Count	%	Count	%
Colored earth walls	30	40%	100	38%	189	42%
Contemporary concrete walls	1	1%	8	3%	15	3%
Textured concrete walls	1	1%	14	5%	27	6%
Wall murals	42	56%	140	53%	218	48%
(blank)	1	1%	3	1%	6	1%
Sum	75	100%	265	100%	455	100%

Which fence style do you like best?	Barelas & South		Greater Downtown		All Respondents	
	Count	%	Count	%	Count	%
Decorative panels	27	36%	82	31%	132	29%
Gabion (rock-filled) walls	26	35%	105	40%	190	42%
Perforated brick	6	8%	23	9%	41	9%
Perforated weathered steel	15	20%	49	18%	84	18%
(blank)	1	1%	6	2%	8	2%
Sum	75	100%	265	100%	455	100%

Which seating style do you like best?	Barelas & South		Greater Downtown		All Respondents	
	Count	%	Count	%	Count	%
Benches with planters	41	55%	158	60%	258	57%
Cube seating	13	17%	32	12%	56	12%
Group seating areas	20	27%	71	27%	135	30%
(blank)	1	1%	4	2%	6	1%
Sum	75	100%	265	100%	455	100%

Which shade structure do you like best?	Barelas & South Broadway		Greater Downtown Neighborhoods		All Respondents	
	Count	%	Count	%	Count	%
Large shade structures across the trail	14	19%	43	16%	73	16%
Small, dense shade structures next to the trail	11	15%	56	21%	113	25%
Trellis structures with vines	49	65%	163	62%	265	58%
(blank)	1	1%	3	1%	4	1%
Sum	75	100%	265	100%	455	100%

Which lighting fixture do you like best?	Barelas & South Broadway		Greater Downtown Neighborhoods		All Respondents	
	Count	%	Count	%	Count	%
Artistic bollards	11	15%	33	12%	67	15%
Artistic lighting for utilities	13	17%	40	15%	63	14%
Catenary (string) lights	33	44%	113	43%	178	39%
Illuminated poles	12	16%	48	18%	96	21%
Tall street lights	4	5%	26	10%	43	9%
(blank)	2	3%	5	2%	8	2%
Sum	75	100%	265	100%	455	100%

Which amenity do you like best?	Barelas & South Broadway		Greater Downtown Neighborhoods		All Respondents	
	Count	%	Count	%	Count	%
Bike racks	10	13%	53	20%	93	20%
Bike repair station	17	23%	50	19%	80	18%
Community tables	7	9%	37	14%	68	15%
Playful signage	10	13%	35	13%	62	14%
Water feature	30	40%	85	32%	142	31%
(blank)	1	1%	5	2%	10	2%
Sum	75	100%	265	100%	455	100%

Which planting do you like best?	Barelas & South Broadway		Greater Downtown Neighborhoods		All Respondents	
	Count	%	Count	%	Count	%
Desert Willow	8	11%	38	14%	59	13%
Loose planting style	8	11%	30	11%	64	14%
Modern, linear planting style	3	4%	8	3%	23	5%
Prickly Pear Cactus	2	3%	11	4%	15	3%
Shaded walks	53	71%	174	66%	286	63%
(blank)	1	1%	4	2%	8	2%
Sum	75	100%	265	100%	455	100%

Choose the activity you would most like to see on the Rail Trail.	Barelas & South Broadway		Greater Downtown Neighborhoods		All Respondents	
	Count	%	Count	%	Count	%
Art & Craft festivals	6	8%	20	8%	43	9%
Bicycle maintenance classes	1	1%	7	3%	9	2%
Cultural events such as dance performances	7	9%	27	10%	44	10%
Fitness classes	2	3%	5	2%	10	2%
Food vendors/Growers markets	18	24%	66	25%	121	27%
Movie nights	3	4%	8	3%	14	3%
Music concerts	15	20%	50	19%	76	17%
Playgrounds	4	5%	10	4%	17	4%
STEM activity fairs	2	3%	8	3%	11	2%
Temporary art installations such as seasonal light art	13	17%	44	17%	73	16%
All of the Above	2	3%	6	2%	11	2%
Other/Blank	2	3%	14	5%	26	6%
Sum	75	100%	265	100%	455	100%

What kind of art installation would you most like to see along the Rail Trail?	Barelas & South Broadway		Greater Downtown Neighborhoods		All Respondents	
	Count	%	Count	%	Count	%
Climbable sculpture	11	15%	30	11%	60	13%
Cultural murals	14	19%	64	24%	104	23%
Geometric mural	0	0%	0	0%	2	0%
Interactive art installations	15	20%	62	23%	99	22%
Large colorful sculpture	7	9%	23	9%	42	9%
Playful sculpture	5	7%	19	7%	42	9%
Underpass light mural	19	25%	58	22%	91	20%
Utility box art	1	1%	1	0%	3	1%
(blank)	3	4%	8	3%	12	3%
Sum	75	100%	265	100%	455	100%

Where would you most like to see a new art installation?	Barelas & South Broadway		Greater Downtown Neighborhoods		All Respondents	
	Count	%	Count	%	Count	%
Along First Street	11	15%	29	11%	40	9%
Alvarado Square	2	3%	15	6%	31	7%
Tijeras Avenue Underpass	0	0%	8	3%	14	3%
Central Avenue Underpass	5	7%	27	10%	45	10%
Coal Avenue Underpass	14	19%	31	12%	43	9%
Convention Center wall at Marquette Overpass	1	1%	14	5%	28	6%
On utility boxes or other infrastructure along the trail	12	16%	32	12%	54	12%
Rail Trail Gateway at Lomas Avenue	3	4%	40	15%	72	16%
Rail Yards Entrance	21	28%	47	18%	87	19%
All of the Above	2	3%	7	3%	12	3%
Other/Blank	4	5%	15	6%	29	6%
Sum	75	100%	265	100%	455	100%