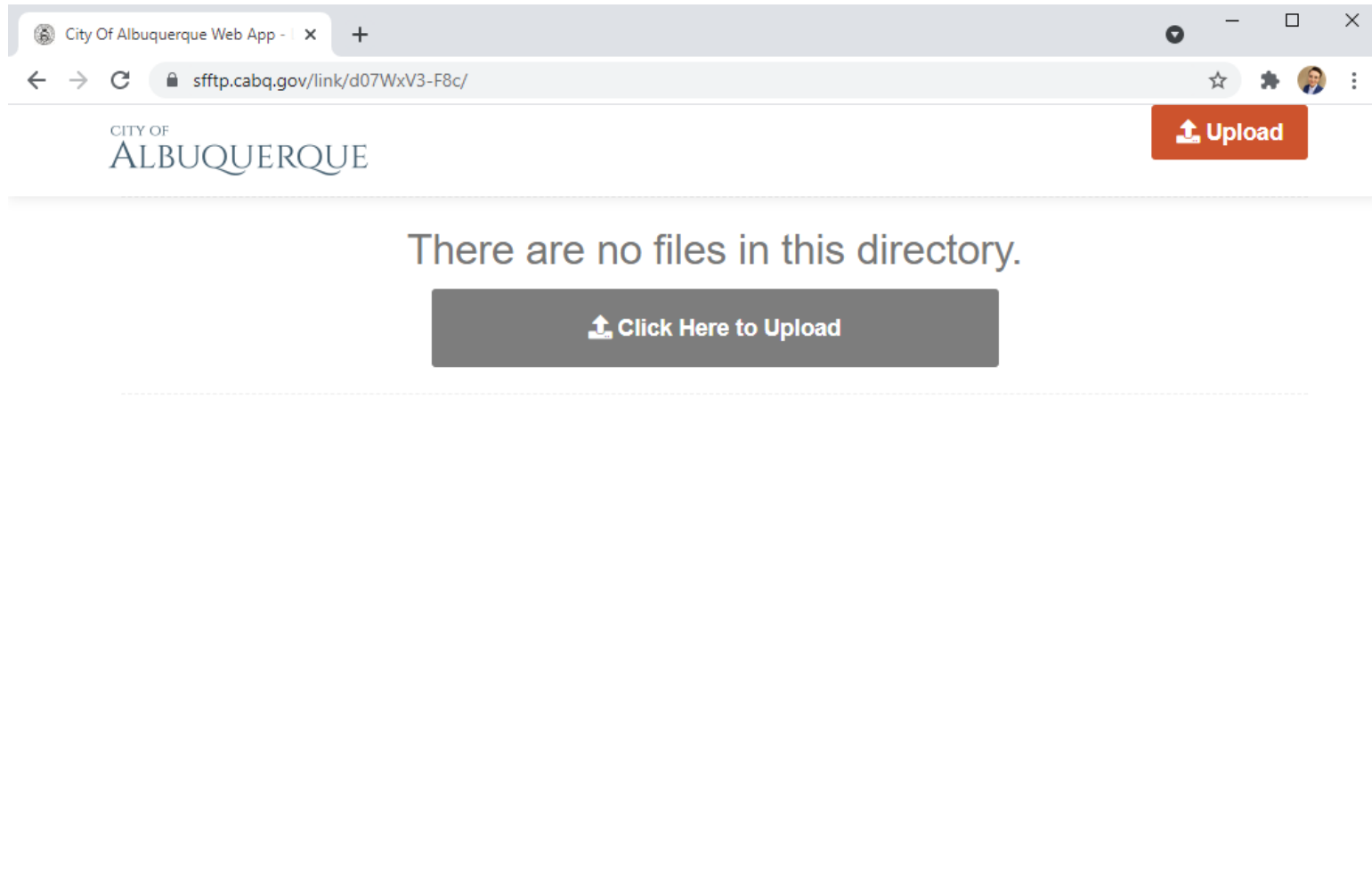


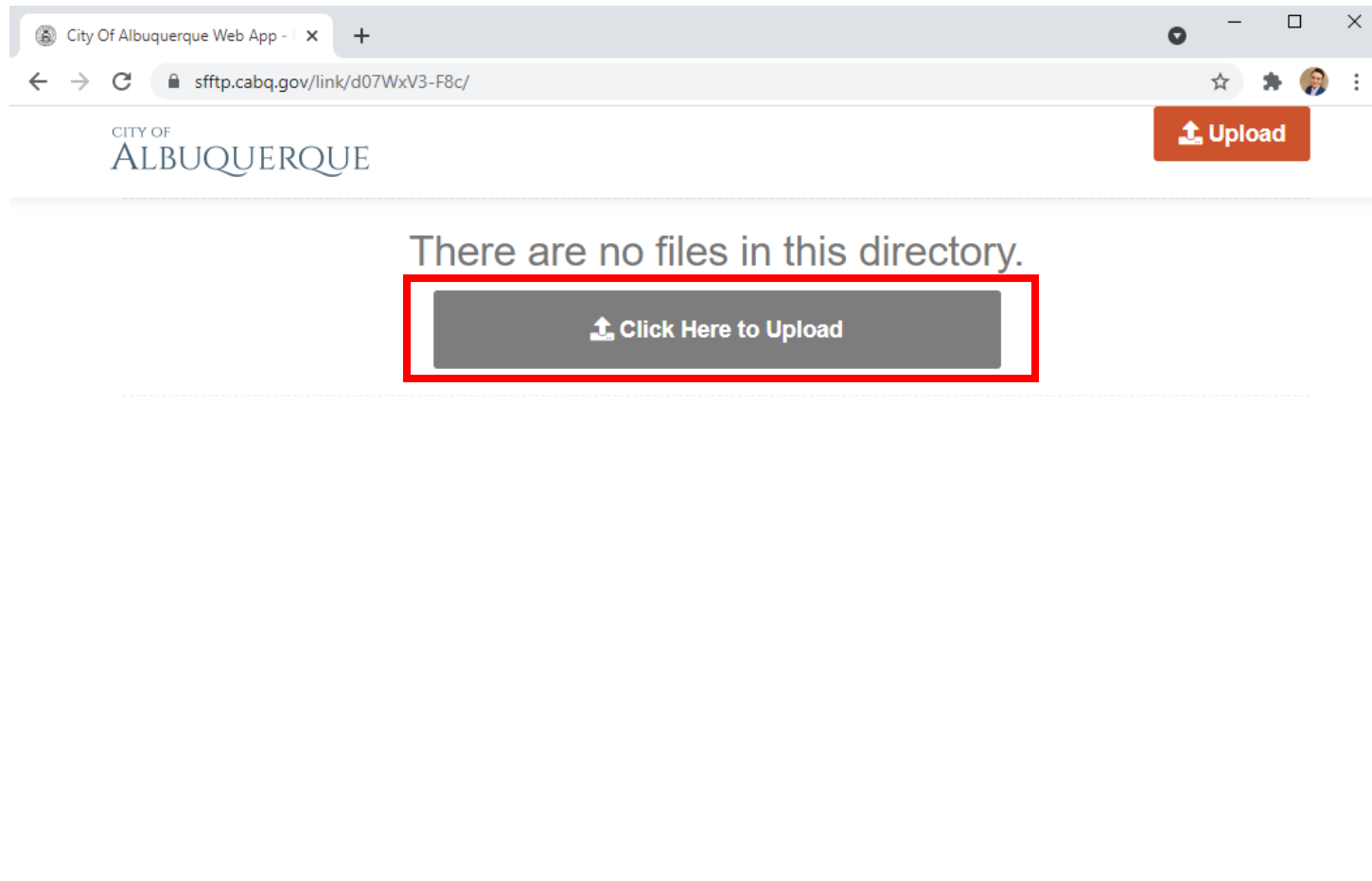
## Exhibit F – SFFTP Response Upload Instructions

### Step 1



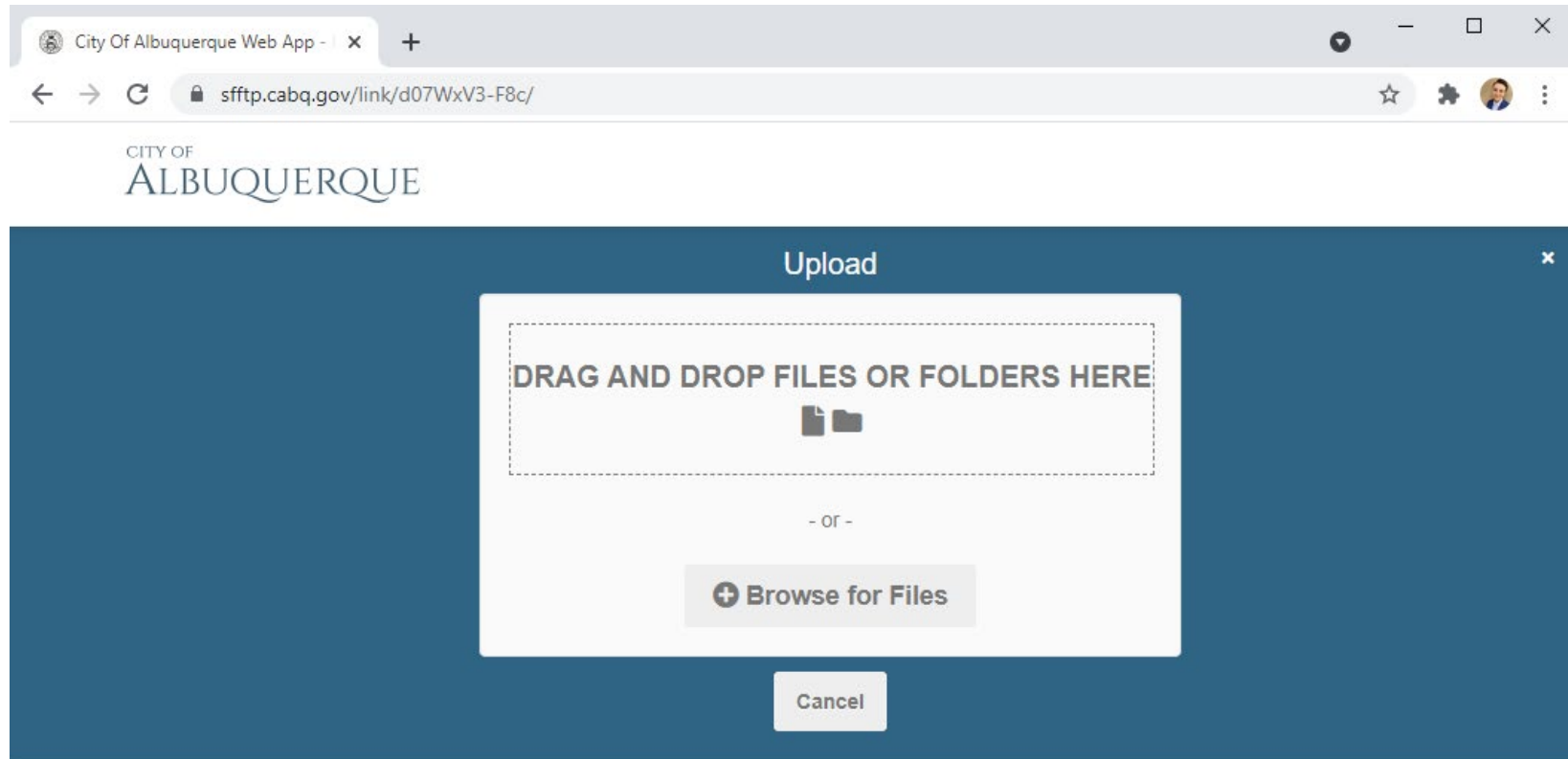
This is how the view file directory will appear when you open the link.

## Step 2



Click "Click Here to Upload" to begin.

### Step 3



You may either drag and drop files into the dashed line area, or browse your file directory.

## Step 4

City Of Albuquerque Web App - | x +

sftp.cabq.gov/link/d07WxV3-F8c/

CITY OF ALBUQUERQUE

Upload

Filename	Status	Size	Remove
Downtown Housing RFP Response - GenericDeveloperLLC.pdf	0%	390 kb	+

DRAG AND DROP FILES OR FOLDERS HERE

- or -

+ Browse for Files

UPLOAD

Cancel

Once you have successfully selected the Response, it will appear in the “filename” directory. Repeat Steps 2 and 3 to upload all relevant documents, such as excel files.

## Step 5

City Of Albuquerque Web App - X

sfftp.cabq.gov/link/d07WxV3-F8c/

CITY OF ALBUQUERQUE

### Upload

Filename	Status	Size	Remove
Downtown Housing RFP Response - GenericDeveloperLLC.pdf	0%	390 kb	✖
Exhibit E. Excel Financial Summary - GenericDeveloperLLC.xlsx	0%	20 kb	✖

DRAG AND DROP FILES OR FOLDERS HERE

- or -

+ Browse for Files

**UPLOAD**

Cancel

Once all documents are successfully listed in the Filename directory, click "Upload." **If you do not click upload, or navigate away from this page prior to upload completion, your documents will not be saved to the directory and you will be deemed nonresponsive.**

## Step 6

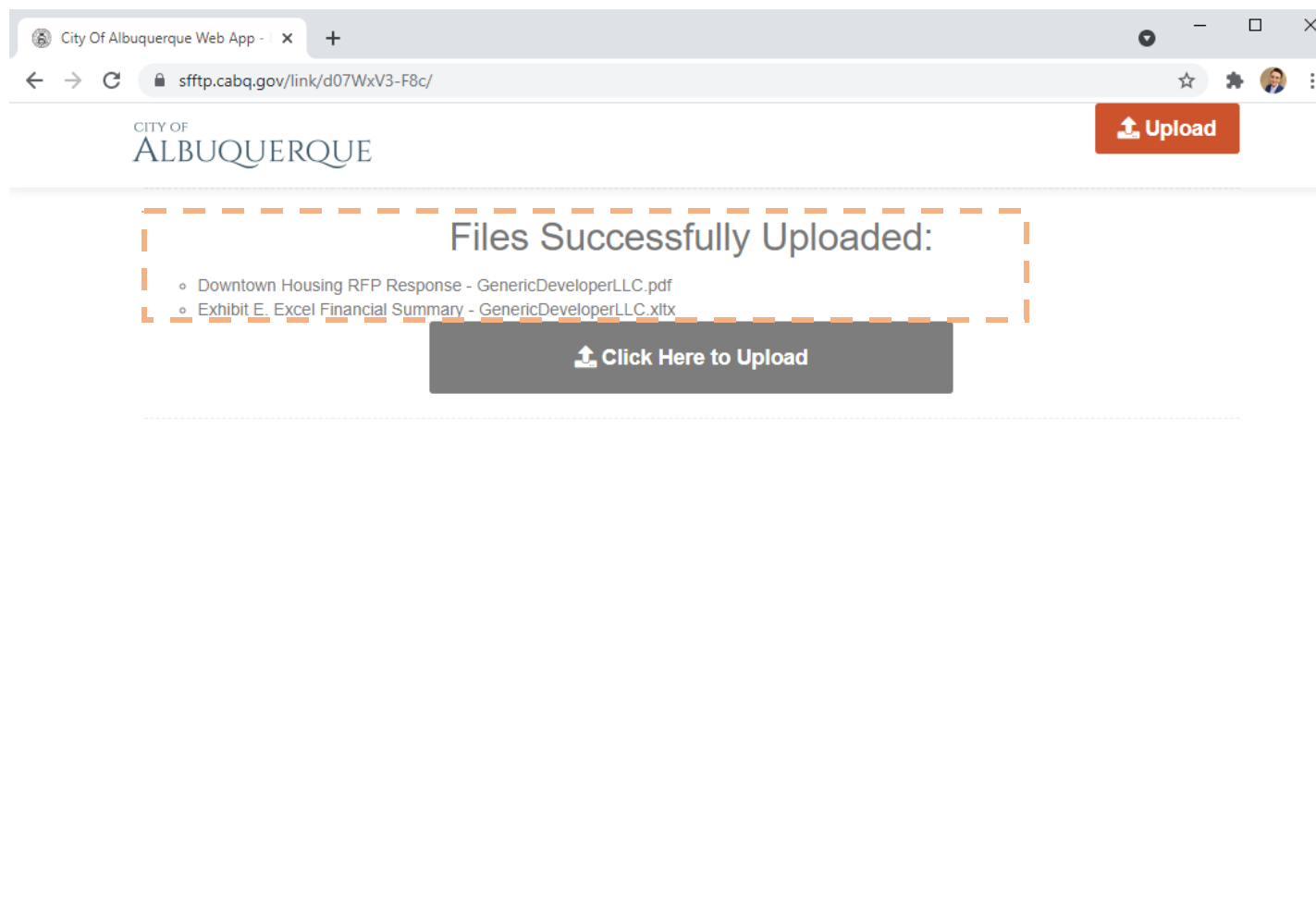
The screenshot shows a web browser window with the City of Albuquerque logo and a URL. An 'Upload' modal window is open, displaying a table of upload progress. The 'Status' column is highlighted with a red dashed box.

Filename	Status	Size	Remove
Downtown Housing RFP Response - GenericDeveloperLLC.pdf	100%	390 kb	
Exhibit E. Excel Financial Summary - GenericDeveloperLLC.xlsx	81%	20 kb	

Cancel

The “status” bar will indicate the progress of your uploads. Do not hit cancel or navigate away from this view.

## Step 7



Once your files have completed uploading, the page will automatically change and provide this upload confirmation. The file directory will appear blank or “empty” after successful upload, in order to prevent Respondents from viewing or downloading competing parties’ Responses. It is now safe to navigate away from this page. If you have forgotten to upload a required document, you may repeat this process again.