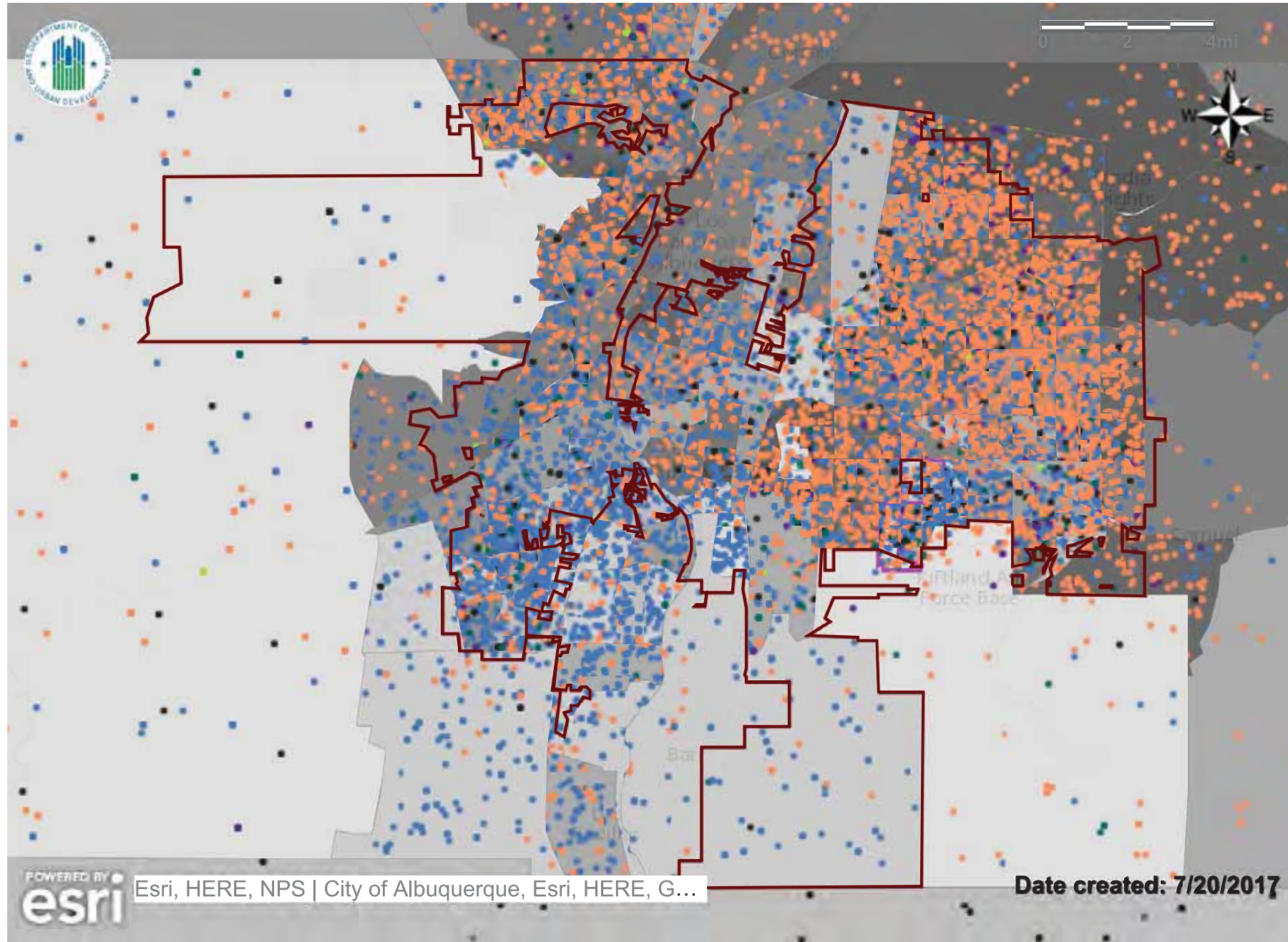


HUD Affirmatively Furthering Fair Housing Data and Mapping Tool



Jurisdiction



Demographics 2010

1 Dot = 100 People

- White, Non-Hispanic
- Black, Non-Hispanic
- Native American, Non-Hispanic
- Asian/Pacific Islander, Non-Hispanic
- Hispanic
- Other, Non-Hispanic
- Multi-racial, Non-Hispanic

R/ECAP



Labor Market Index

- 0 - 10
- 10.1 - 20
- 20.1 - 30
- 30.1 - 40
- 40.1 - 50
- 50.1 - 60
- 60.1 - 70
- 70.1 - 80
- 80.1 - 90
- 90.1 - 100

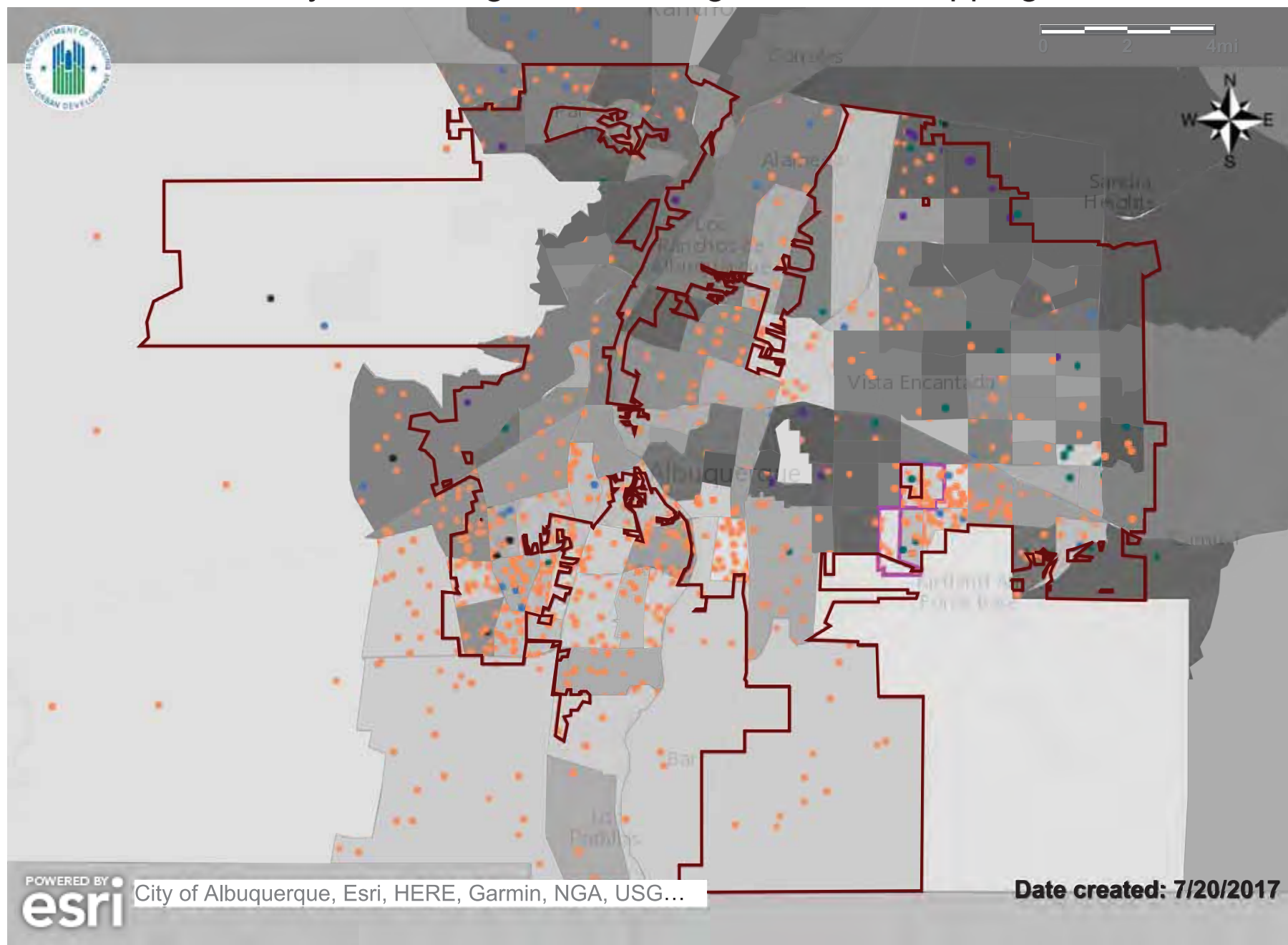
Name: Map 9 - Demographics and Labor Market

Description: Labor Engagement Index with race/ethnicity, national origin, family status and R/ECAPs

Jurisdiction: Albuquerque (CDBG, HOME, ESG)

Region: Albuquerque, NM

HUD Affirmatively Furthering Fair Housing Data and Mapping Tool



Legend

Jurisdiction



National Origin (Top 5 in Descending Order)

1 Dot = 75 People

- Mexico
- Vietnam
- Cuba
- India
- Philippines

R/ECAP



Labor Market Index

- 0 - 10
- 10.1 - 20
- 20.1 - 30
- 30.1 - 40
- 40.1 - 50
- 50.1 - 60
- 60.1 - 70
- 70.1 - 80
- 80.1 - 90
- 90.1 - 100

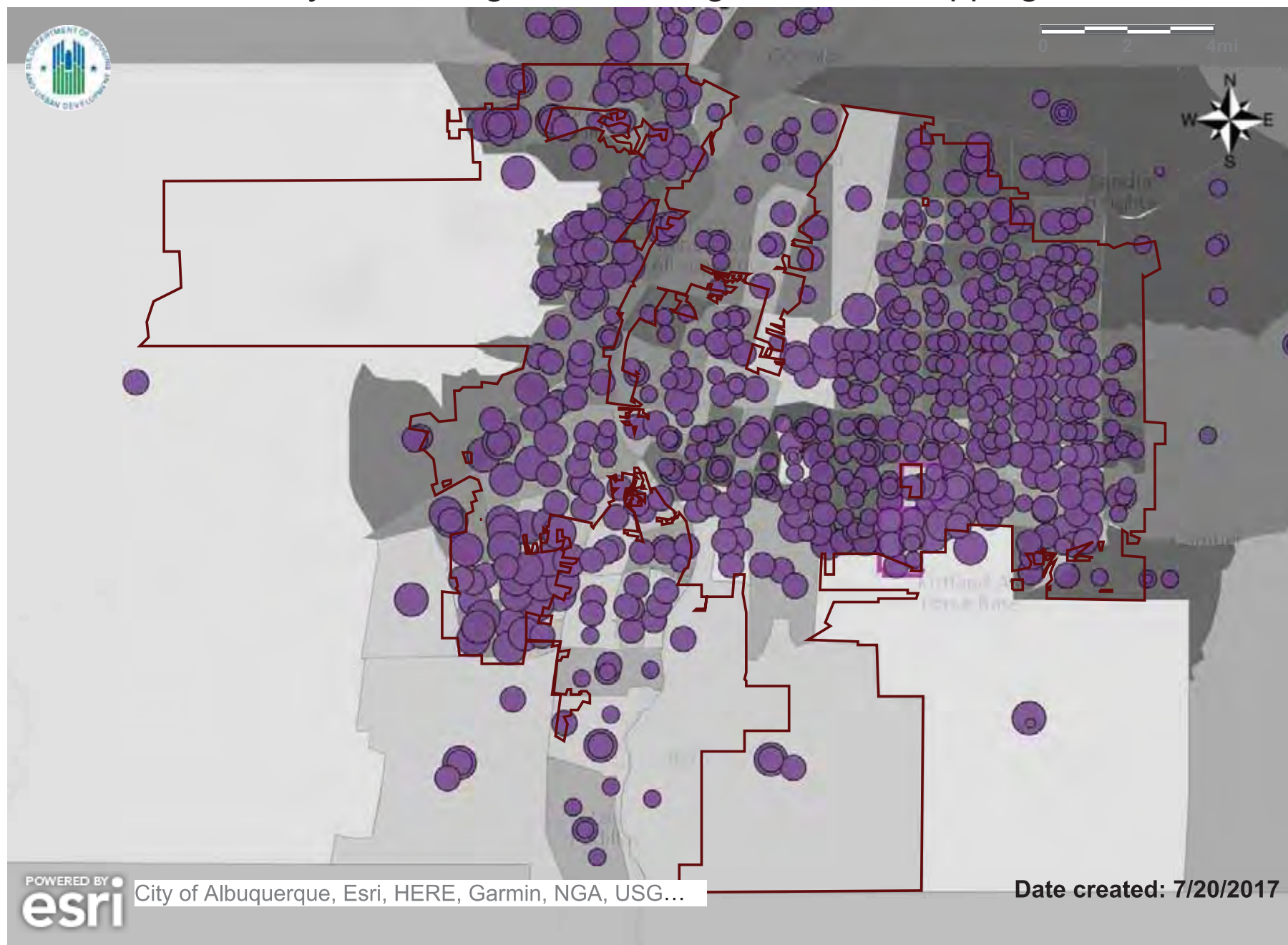
Name: Map 9 - Demographics and Labor Market

Description: Labor Engagement Index with race/ethnicity, national origin, family status and R/ECAPs

Jurisdiction: Albuquerque (CDBG, HOME, ESG)

Region: Albuquerque, NM

HUD Affirmatively Furthering Fair Housing Data and Mapping Tool



Jurisdiction



% of Households that are Families with Children

- 0% - 20%
- 20.1% - 40%
- 40.1% - 60%
- 60.1% - 80%
- 80.1% - 100%

R/ECAP



Labor Market Index

- 0 - 10
- 10.1 - 20
- 20.1 - 30
- 30.1 - 40
- 40.1 - 50
- 50.1 - 60
- 60.1 - 70
- 70.1 - 80
- 80.1 - 90
- 90.1 - 100

Name: Map 9 - Demographics and Labor Market

Description: Labor Engagement Index with race/ethnicity, national origin, family status and R/ECAPs

Jurisdiction: Albuquerque (CDBG, HOME, ESG)

Region: Albuquerque, NM