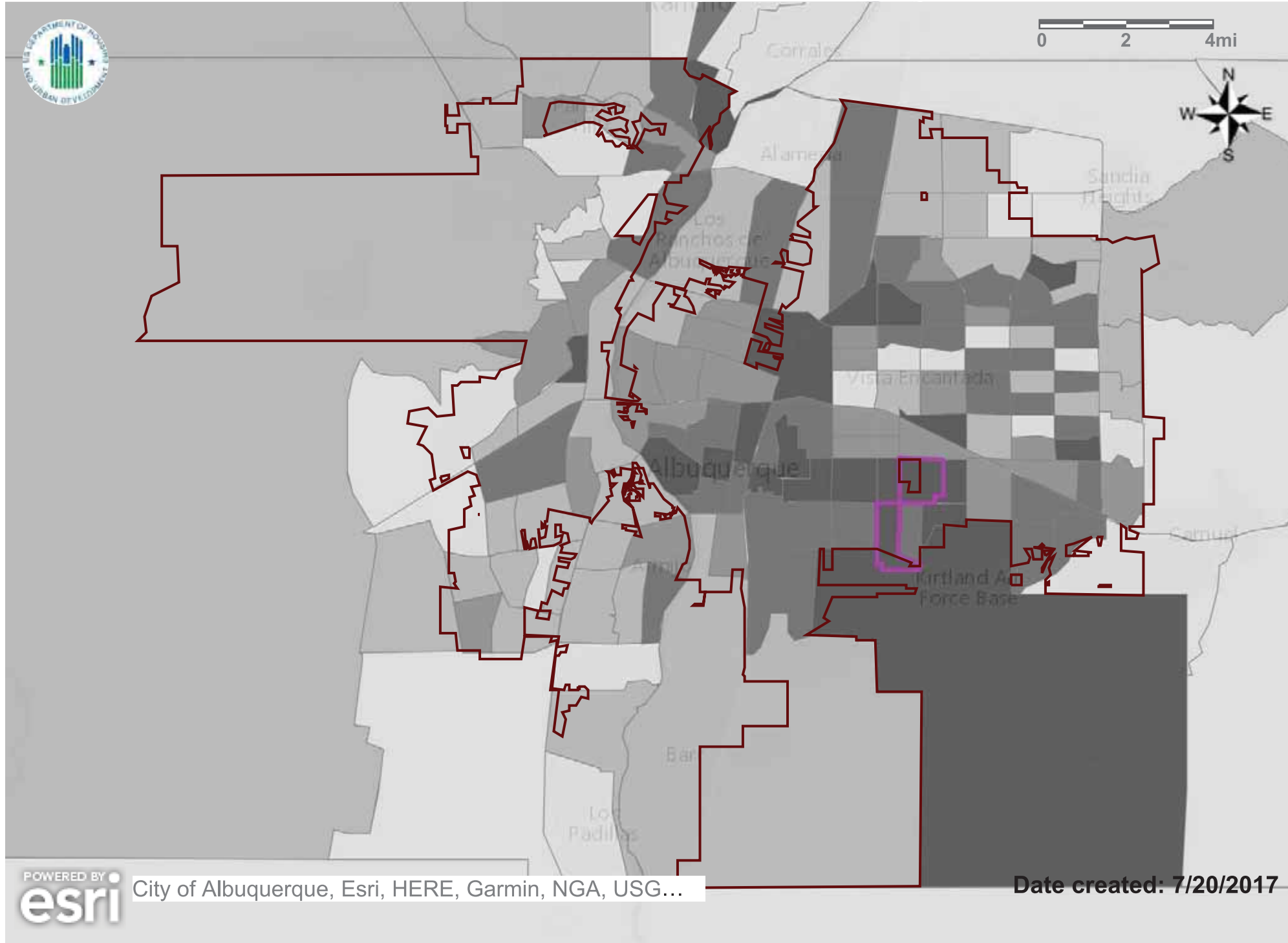


# HUD Affirmatively Furthering Fair Housing Data and Mapping Tool








### Jurisdiction



### R/ECAP



### Percent Households who are Renters

-  < 16.00 %
-  16.01 % - 27.00 %
-  27.01 % - 41.00 %
-  41.01 % - 62.00 %
-  > 62.00 %

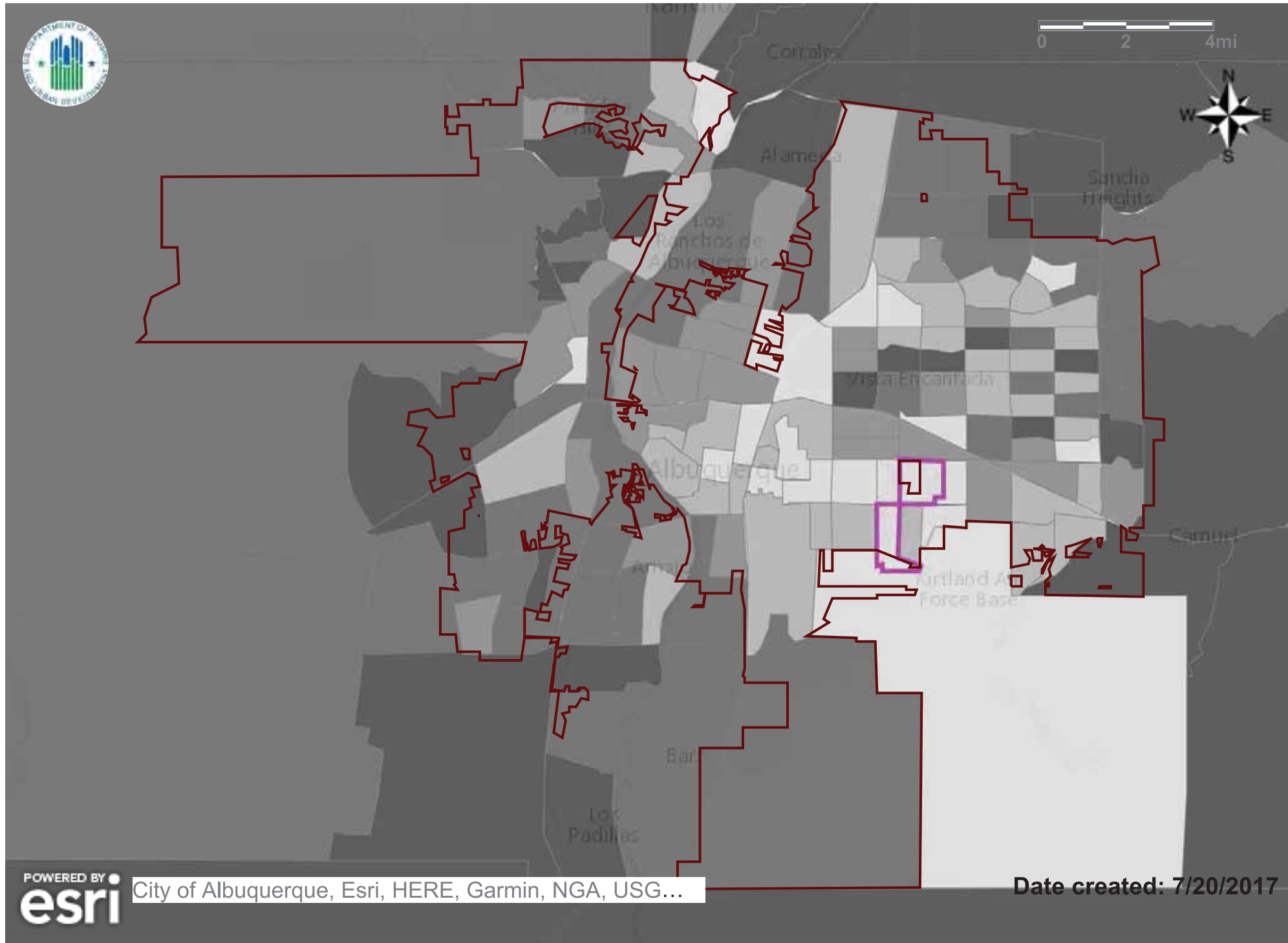
**Name:** Map 16 - Housing Tenure

**Description:** Housing Tenure by Renters with R/ECAPs

**Jurisdiction:** Albuquerque (CDBG, HOME, ESG)

**Region:** Albuquerque, NM

# HUD Affirmatively Furthering Fair Housing Data and Mapping Tool



### Jurisdiction



### R/ECAP



### Percent Households who are Owners

- < 35.00 %
- 35.01 % - 57.00 %
- 57.01 % - 71.00 %
- 71.01 % - 83.00 %
- > 83.00 %

**Name:** Map 16 - Housing Tenure

**Description:** Housing Tenure by Owners with R/ECAPs

**Jurisdiction:** Albuquerque (CDBG, HOME, ESG)

**Region:** Albuquerque, NM