

2022 Point-In-Time Count

Joint Albuquerque and Balance of State Report



Prepared By:



New Mexico Coalition to
End Homelessness

Table of Contents

| | |
|--|-----------|
| (1) Introduction | 3 |
| (2) 2022 Point-In-Time Count Methodology | 4 |
| Unsheltered Count | 4 |
| Sheltered Count | 4 |
| Housing Inventory Count | 4 |
| Possible Methodological Limitations | 4 |
| (3) Albuquerque CoC Results | 6 |
| Overall Numbers | 6 |
| Unsheltered Data Breakdown | 7 |
| Albuquerque Sheltered Data Breakdown - Emergency Shelter | 12 |
| Albuquerque Sheltered Data Breakdown - Transitional Housing | 14 |
| Albuquerque Sheltered Count Totals Over Time | 16 |
| (4) Results - Balance of State CoC | 17 |
| Overall Numbers | 17 |
| Unsheltered Data Breakdown | 18 |
| Balance of State Unsheltered Data Breakdown - Location Data | 23 |
| Balance of State Sheltered Data Breakdown - Emergency Shelter | 24 |
| Balance of State Sheltered Data Breakdown - Transitional Housing | 28 |
| (5) Discussion: Racial Disparities in Populations Experiencing Unsheltered Homelessness | 32 |
| (6) Acknowledgments | 36 |
| (7) Resources | 37 |
| HUD Requirements & definitions | 37 |
| Previous Balance of State and Albuquerque Data | 37 |
| 2022 Unsheltered Point-In-Time Count Survey | 38 |

(1) Introduction

The Point-In-Time (PIT) count is the annual process of identifying and “counting” individuals and families experiencing sheltered and unsheltered homelessness within a community on a single night in January, as outlined and defined by the U.S. Housing and Urban Development Department (HUD).¹ HUD requires any community receiving funding from the McKinney-Vento Homeless Assistance Grants, which includes both the Continuum of Care (CoC) and Emergency Solutions Grant (ESG) funding, to conduct an annual count.

With two CoC’s covering the entire geographic area of New Mexico, and with the New Mexico Mortgage Finance Authority distributing ESG funds statewide, both CoC’s work with communities to implement the counts in each community in New Mexico in order to meet HUD’s requirements. Each count is planned, coordinated, and carried out locally on the community level.

The count includes:

- **Sheltered Count:** the count of people experiencing homelessness who are sheltered in emergency shelter and transitional housing on a single night;
- **Unsheltered Count:** uses surveys and street outreach to account for individuals and families experiencing unsheltered homelessness on the night of the count; and
- **Housing Inventory Count (HIC):** an inventory of provider programs within a Continuum of Care that provide total numbers of beds and units dedicated to serving people experiencing homelessness (and, for permanent housing projects, were homeless at entry, per the HUD homeless definition), categorized by five Program Types: Emergency Shelter; Transitional Housing; Rapid Re-housing; Safe Haven; and Permanent Supportive Housing.

Taken together, the Sheltered, Unsheltered, and Housing Inventory counts paint a complete picture of our homelessness response system, with the sheltered and unsheltered counts illustrating the need for services and the HIC illustrating our capacity for providing those services. By conducting the counts annually, we hope to provide better information to service providers, governmental entities, and everyday residents of New Mexico to work together on developing effective and solution-based interventions in addressing homelessness across the state.

The following report provides a summary of the data collected during the 2022 count for all three count types for both CoC’s.

¹ [2022 Housing Inventory Count and Point in Time Count of Homeless Persons: Data Submission Guidance \(hudexchange.info\)](https://www.hudexchange.info)

(2) 2022 Point-In-Time Count Methodology

The U.S. Housing and Urban Development Department (HUD) requires CoC's to select one night during the last week of January to collect data on where people experiencing both unsheltered and sheltered homelessness slept that night. The date selected for this year's count was Monday, January 31st. NMCEH coordinated activities for the PIT count that lasted up to four days immediately following the night of the PIT, February 1st - 4th.

Unsheltered Count

Data was collected from people experiencing unsheltered homelessness by communities statewide conducting street outreach and completing surveys. Collectively we had a number of street outreach teams and volunteers from agencies across the state canvassing neighborhoods, alleys, parks, high-traffic areas, known encampments and points of congregation, meal service sites, and general service sites to engage and survey people who identified as being in a homeless situation on the night of January 31st. The survey tool was developed by NMCEH in order to gather all data required by HUD. The survey used by both CoCs is included at the end of this report for reference. Completed surveys were entered into an online form which could collate the information into a spreadsheet to organize all responses for further data cleaning. In order to ensure data was accurate, NMCEH completed extensive data clean-up. This involved performing logic checks on variables to make sure calculated fields were correct and manually reviewing and correcting spelling errors.

Sheltered Count

The sheltered count represents all people residing in Emergency Shelters (ES) and Transitional Housing (TH) projects across each CoC on the night of the count. For ES and TH projects that use the statewide Homeless Management Information System (HMIS), which stores enrollment and demographic data for homeless individuals and families enrolled in projects, data was obtained through HMIS and automatically deduplicated. To collect data from projects that do not participate in HMIS, the CoC team reached out to each project on an individual basis to have them submit the data manually using a data collection form designed by NMCEH to gather the same information stored in HMIS. Both HMIS and non-HMIS participating datasets are combined manually to obtain final totals.

Housing Inventory Count

The Housing Inventory Count reports each project's current service capacity in terms of bed and unit inventory and the total number of people enrolled in Permanent Supportive Housing (PSH) and Rapid ReHousing (RRH) on the night of the count. Again, HMIS participating projects' data was simply pulled from the database, and non-HMIS participating projects submitted their data to the CoC on an individual basis, with both data sets being combined to obtain final totals.

Possible Methodological Limitations

It was a four-month process of collecting, entering, and validating this data; however, PIT count numbers were submitted or collected by different community members, service providers, and individuals currently experiencing homelessness. The reliability of this count can be influenced by many factors, such as number of enumerators, community engagement, understanding of training, location and time of the survey, and weather. Additionally, most of this data is self-reported directly from people experiencing homelessness. As there were community and HUD enforced COVID-19 restrictions in place again for the 2022

count, as well as severe snow storms in the southern part of the State, the numbers reflected may be drastically lower than in previous years or show an inaccurate trending in data.

(3) Albuquerque CoC Results

Overall Numbers

The following data was collected from unsheltered and sheltered people experiencing homelessness and are organized by living situation as captured for January 31st, 2022.

Table 1a - ABQ - Households 2022. The total estimated number of **households** experiencing homelessness in Albuquerque on January 31, 2022.

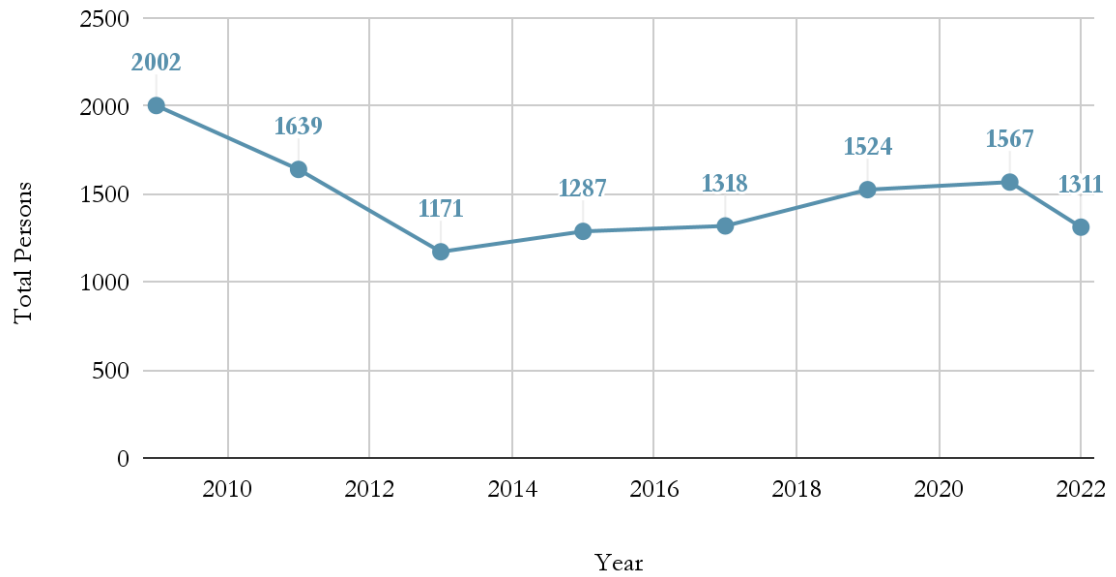
| | Emergency Shelters | Transitional Housing | Unsheltered | Total |
|------------------------------------|--------------------|----------------------|-------------|------------|
| Households with at least one Child | 117 | 33 | 6 | 156 |
| Households without children | 491 | 53 | 154 | 698 |
| Households with only Children | 2 | 4 | 0 | 6 |
| Total | 610 | 90 | 160 | 860 |

Table 1b - ABQ - Individuals 2022. The total estimated number of **individuals** experiencing homelessness in Albuquerque on January 31, 2022.

| | Emergency Shelters | Transitional Housing | Unsheltered | Total |
|------------------------------------|--------------------|----------------------|-------------|--------------|
| Households with at least one Child | 309 | 110 | 43 | 462 |
| Households without children | 629 | 60 | 154 | 843 |
| Households with only Children | 2 | 4 | 0 | 6 |
| Total | 940 | 174 | 197 | 1,311 |

Figure 1 - US-ABQ All Over Time. Total estimated number of people counted during the Albuquerque Point-in-Time counts from 2009 - 2022

ABQ PIT Count Totals: 2009 - 2022



Unsheltered Data Breakdown

- Total unsheltered chronic homeless - 180 (67%)
- Veterans – 25 (9%)
- First-time homeless - 101 (38%)
- Homeless due to domestic violence - 43 (16%)
- Adults with a serious mental illness - 124 (46%)
- Adults with substance use disorder - 117 (44%)

Figure 2 - US-ABQ Gender.

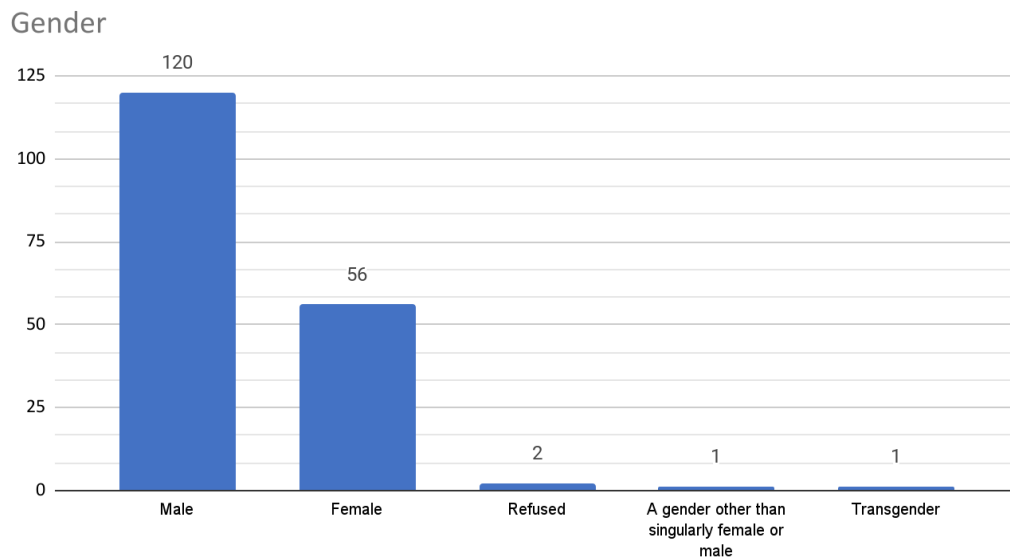
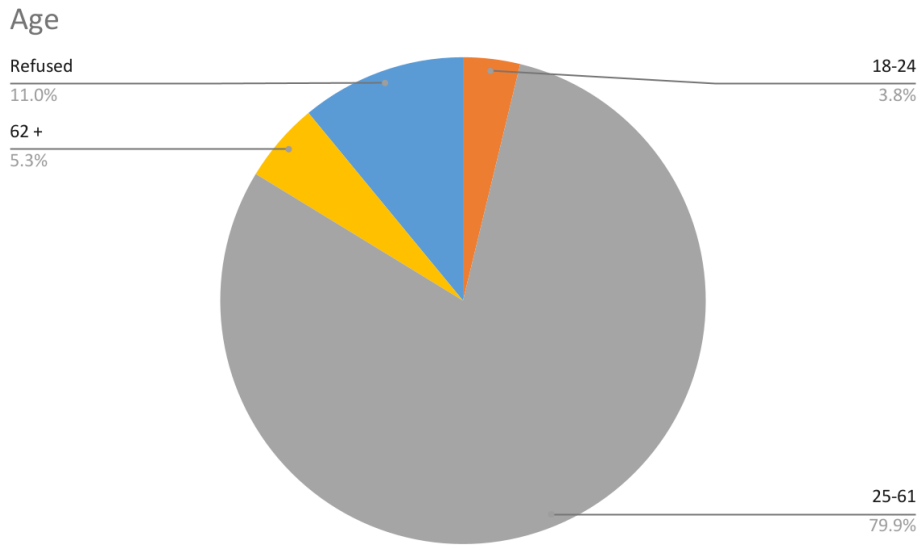


Figure 3 - US-ABQ Age Range.



Total Responses: 264

Age Demographics

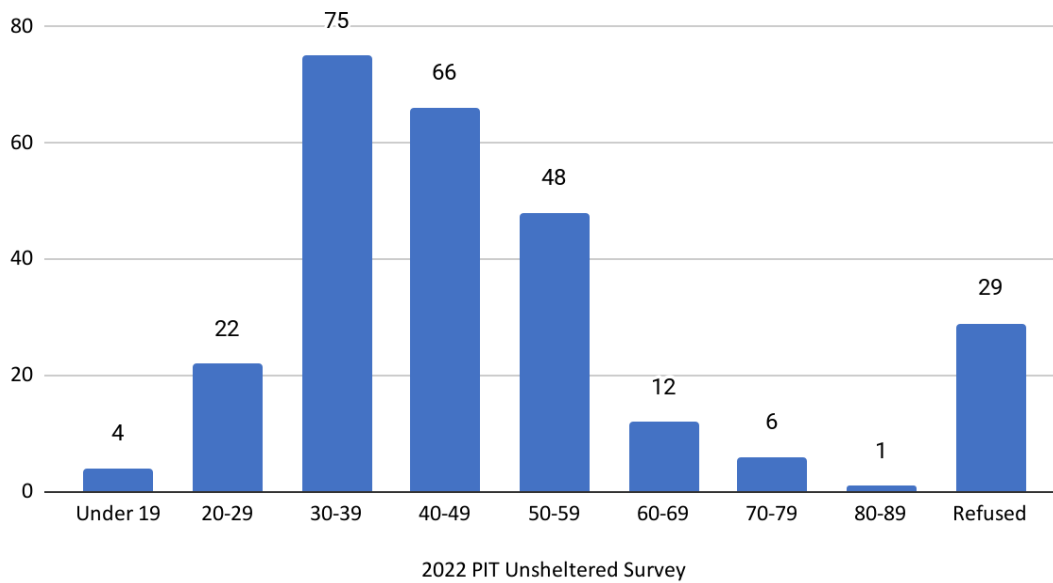
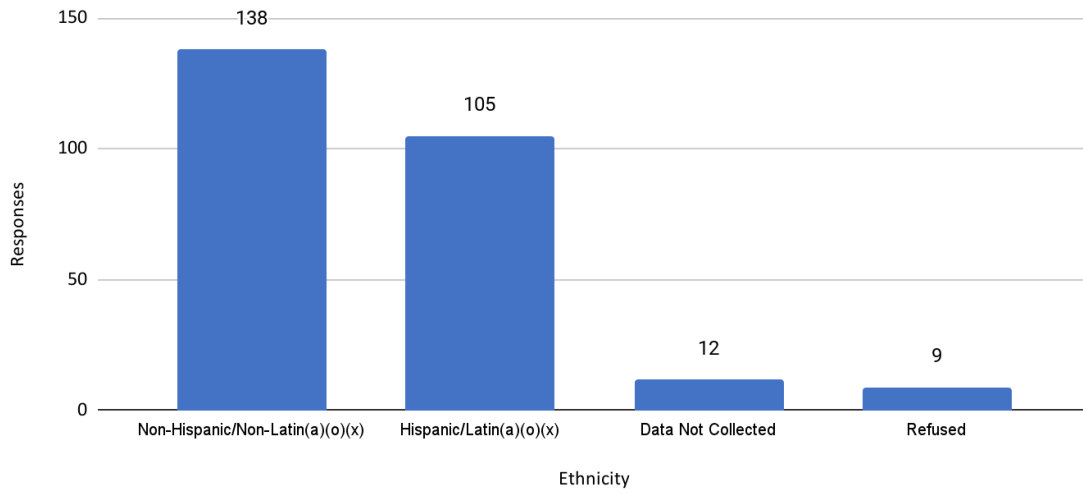


Figure 4 - US-ABQ Ethnicity. For reporting purposes HUD classifies Hispanic or Latinx as an ethnicity, and states that people who identify as Hispanic or Latinx can be of any race.

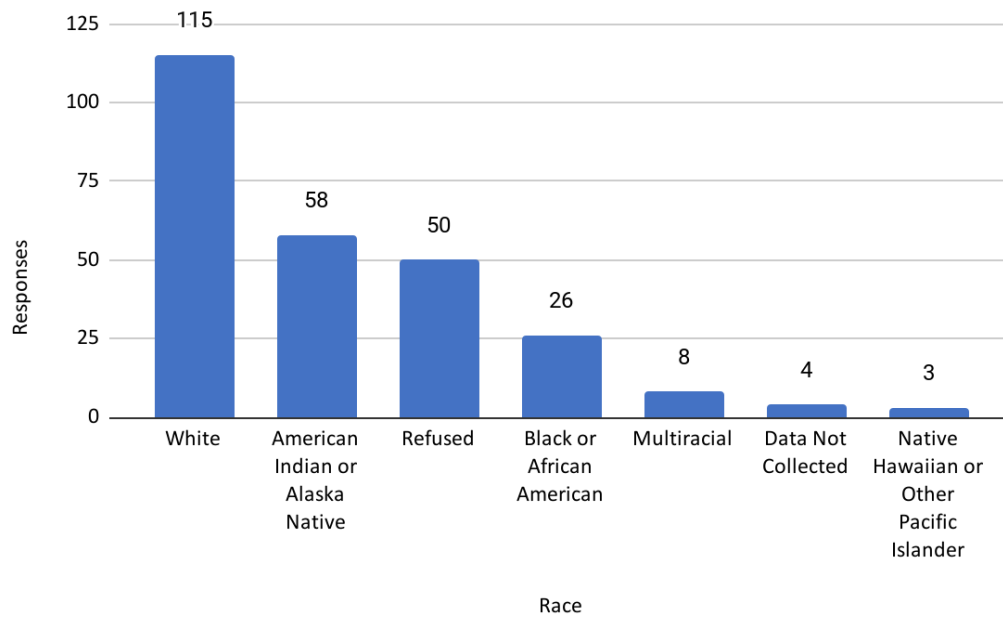
Ethnicity - ABQ 2022 PIT Data



Total responses: 264

Figure 5 - US-ABQ Race.

Race - ABQ 2022 PIT Data



Total Responses: 264

Figure 6 - US-ABQ Tribal Affiliation. Respondents identifying as American Indian or Alaska Native had the option of providing their tribal affiliation, with the following graph depicting those responses.

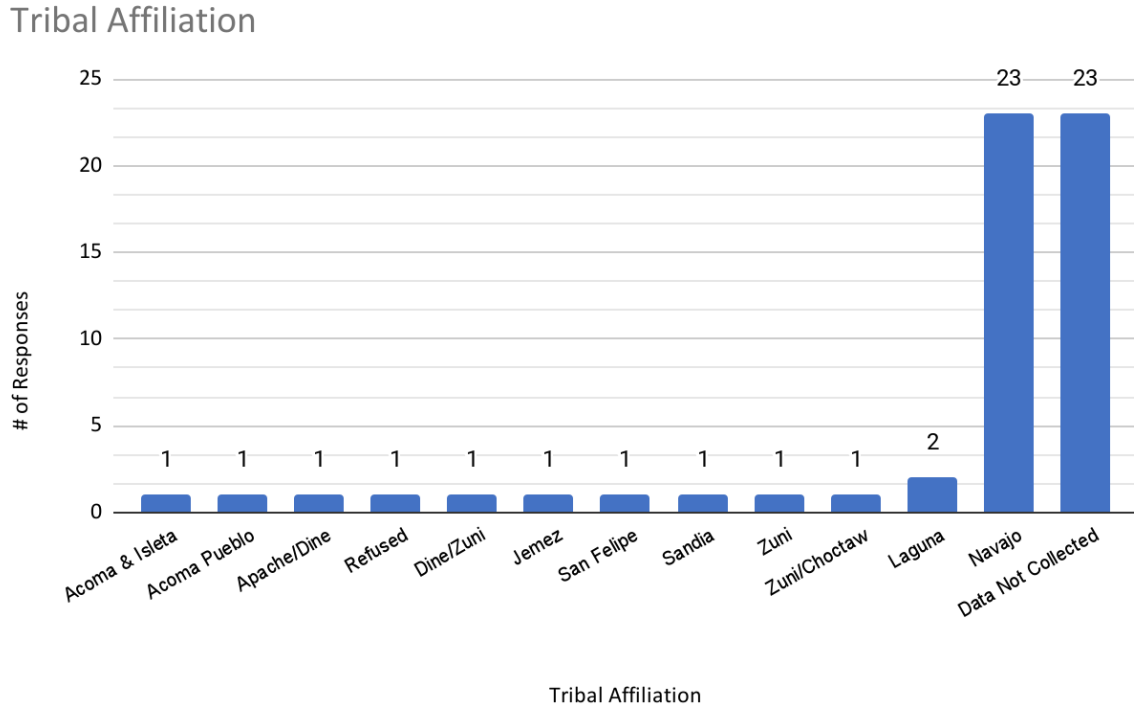


Figure 7 - US-ABQ Transient Homelessness. Respondents were able to indicate if they were from New Mexico or just passing through. The graph below represents those transient respondents' state of origin.

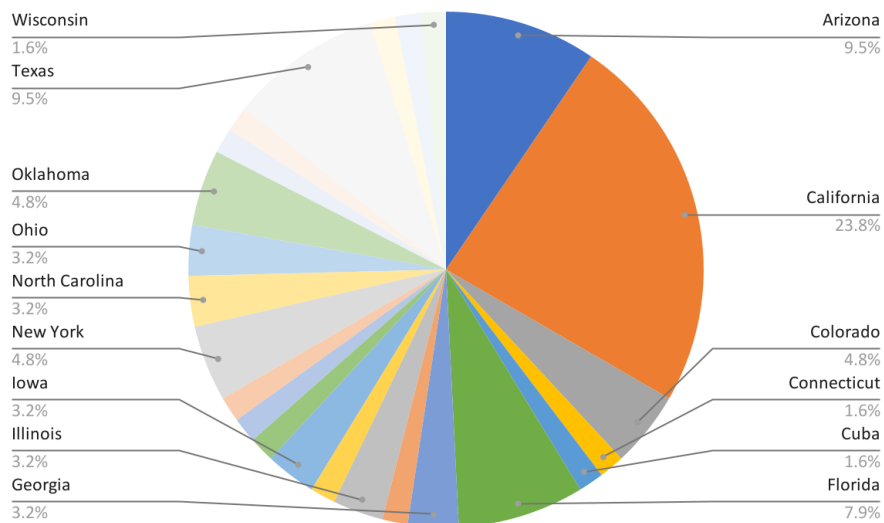
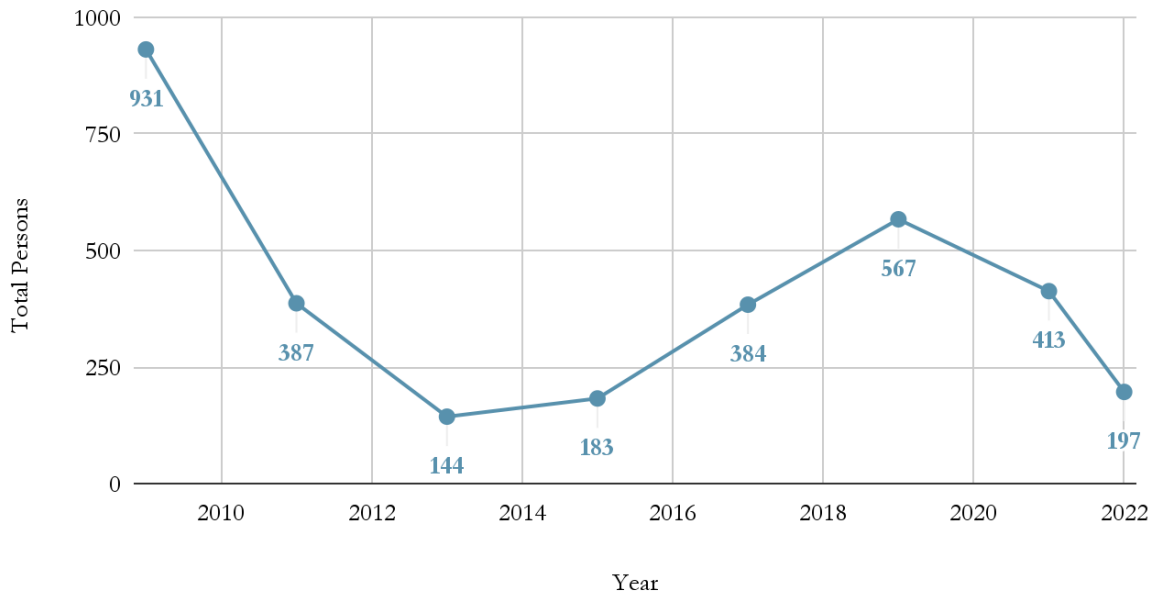


Figure 8 - US-ABQ Unsheltered. Respondents were asked “Why do you not use the shelter system?” Common themes identified in the qualitative data collected include the following:

- “I’m blind and need everyday assistance” (1)
- “Work” (4)
- “I don’t like to be separated from my partner” (4)
- “I’ve never tried” (5)
- “I got kicked out of shelters” (5)
- “It’s my choice/I don’t need it” (6)
- “Pets aren’t allowed” (6)
- “Anxiety around crowds” (9)
- “PTSD from being incarcerated” (9)
- “Transportation” (20)
- “Overcrowded” (21)
- “Unsanitary/fear of getting COVID” (22)
- “Staff Concerns” (23)

Figure 9 - US-ABQ Over Time. Estimated number of people living in an unsheltered living condition in Albuquerque during the PIT Counts 2009-2022.

ABQ - US Count Totals: 2009 - 2022



Albuquerque Sheltered Data Breakdown - Emergency Shelter

Of the data collected from Emergency Shelter

- 341 (36%) identified as chronically homeless
- 491 (80%) identified as households without children
- 43 (4%) identified as veterans
- 236 (25%) identified as adults with a serious mental illness
- 127 (13%) identified as adults with substance use disorder
- 58 (6%) identified as adult survivors of domestic violence

Figure 10 - ES-ABQ Gender.

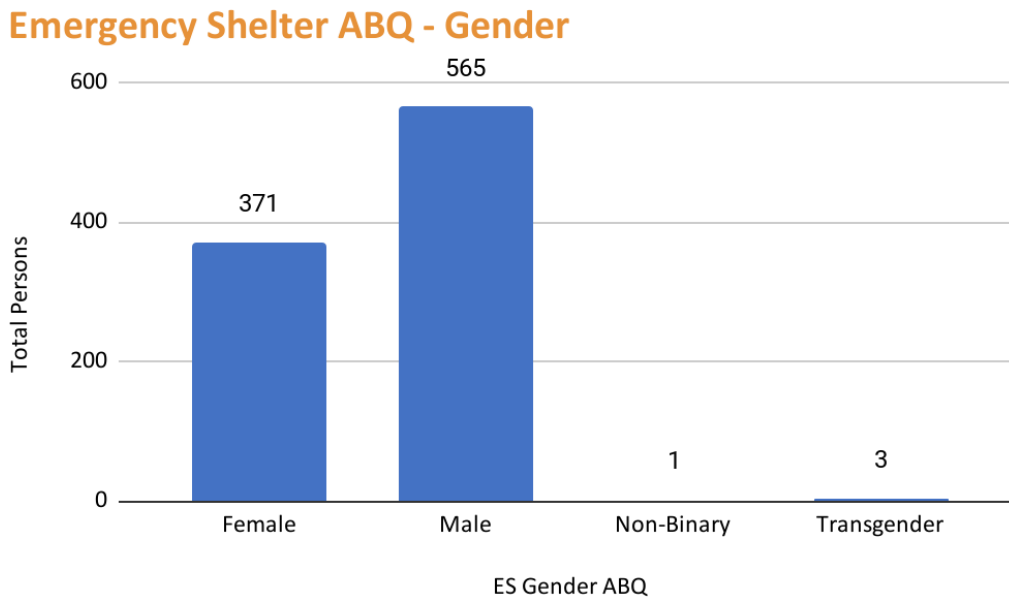


Figure 11 - ES-ABQ Age Range.

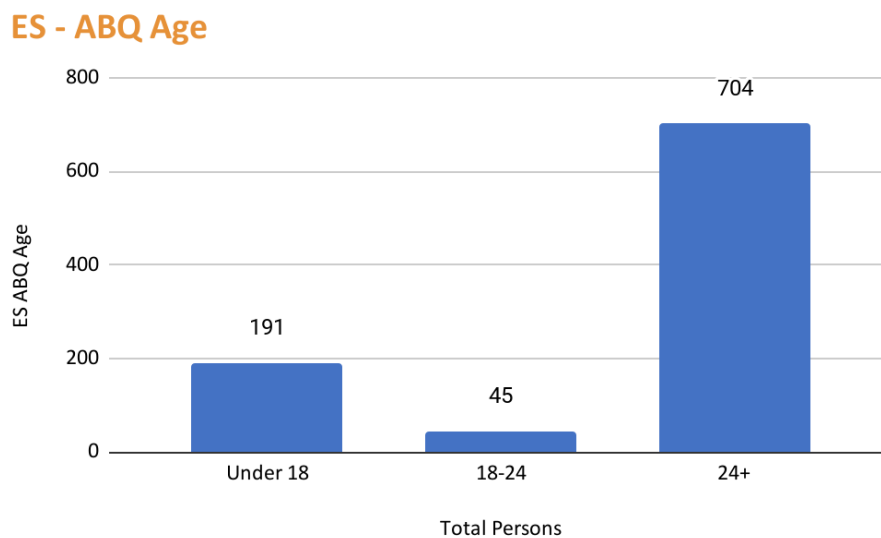


Figure 12 - ES-ABQ Ethnicity.

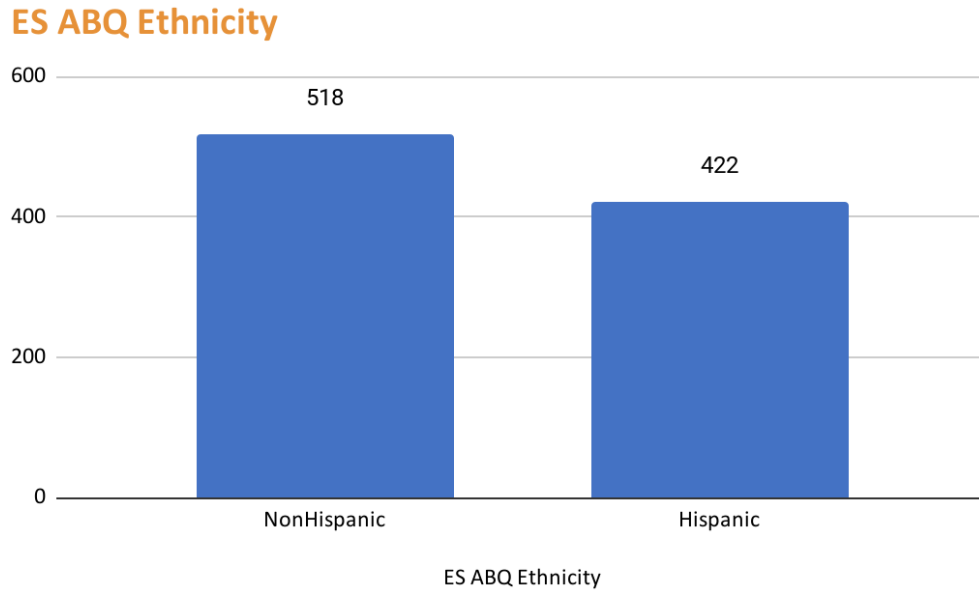
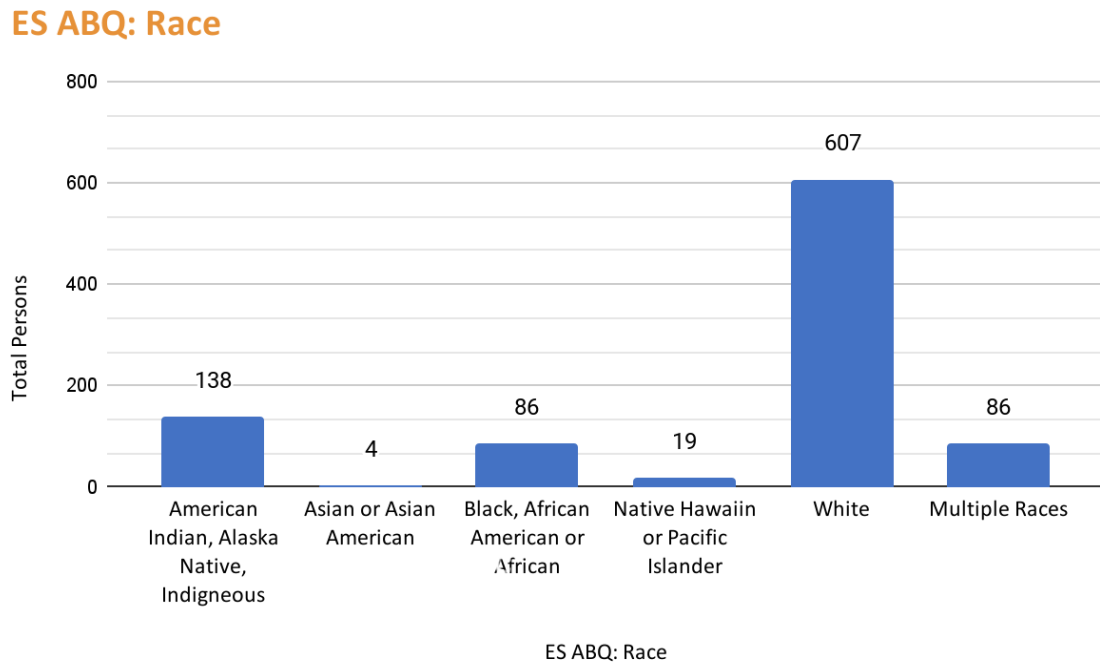


Figure 13 - ES-ABQ Race.



Albuquerque Sheltered Data Breakdown - Transitional Housing

Of the data collected from Transitional Housing Programs

- 53 (59%) identified as households without children
- 18 (10%) identified as veterans
- 15 (9%) identified as adults with a serious mental illness
- 8 (5%) identified as adults with a substance use disorder
- 10 (6%) identified as adult survivors of domestic violence

Figure 14 - TH-ABQ Gender.

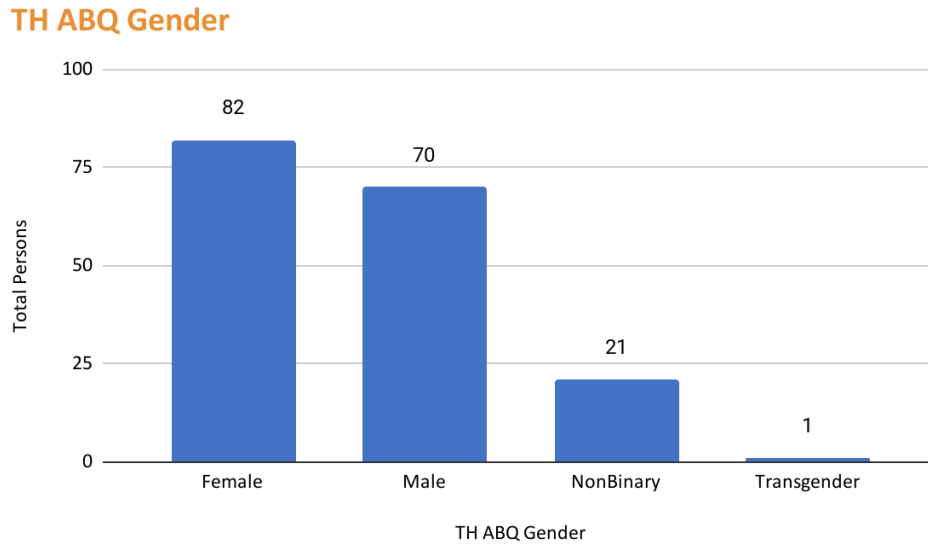


Figure 15 - TH-ABQ Age.

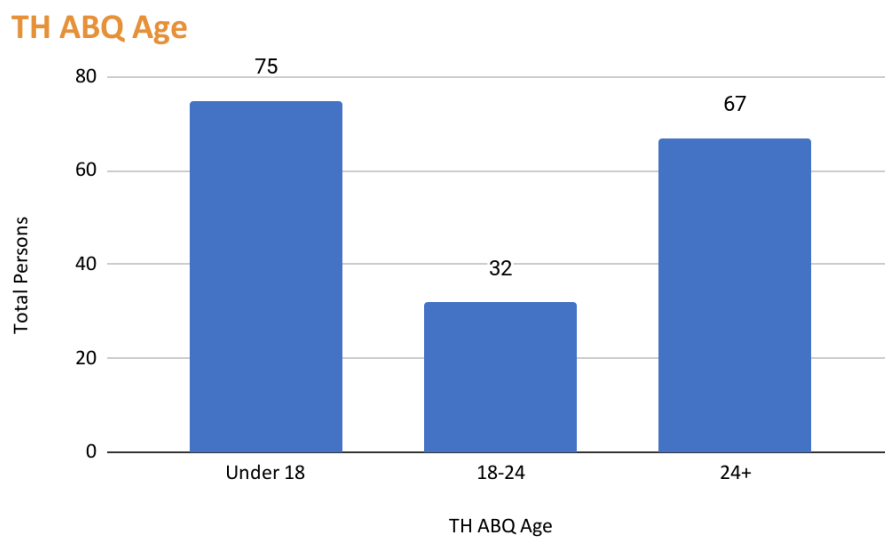


Figure 16 - TH-ABQ Ethnicity.

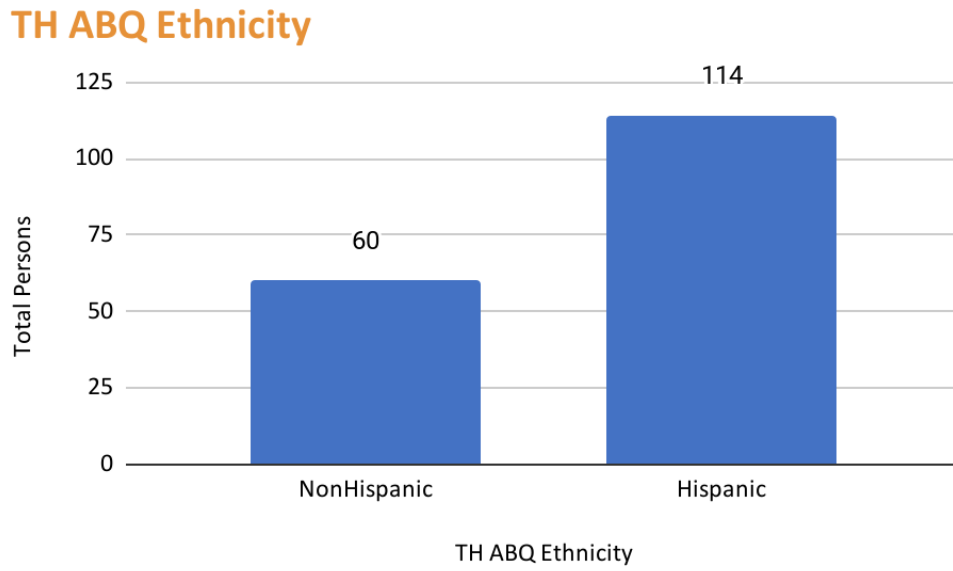
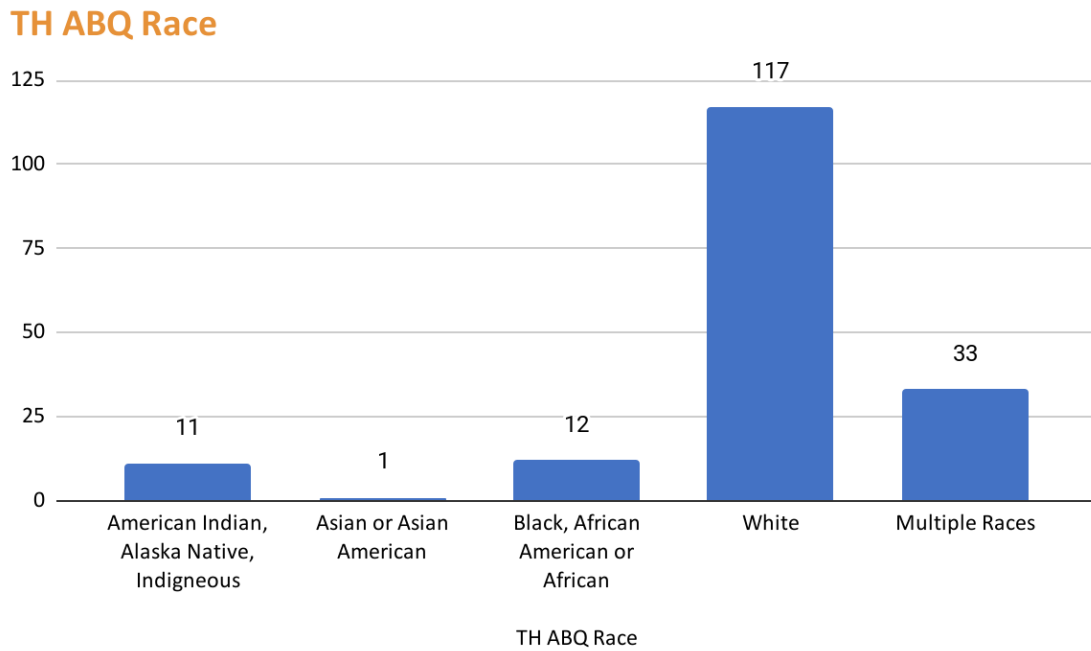


Figure 17 - TH-ABQ Race.



Albuquerque Sheltered Count Totals Over Time

Figure 18 - ES-ABQ Over Time. Estimated number of people residing in an emergency shelter in Albuquerque during the PIT Counts 2011-2022.

ABQ - ES Count Totals 2011 - 2022

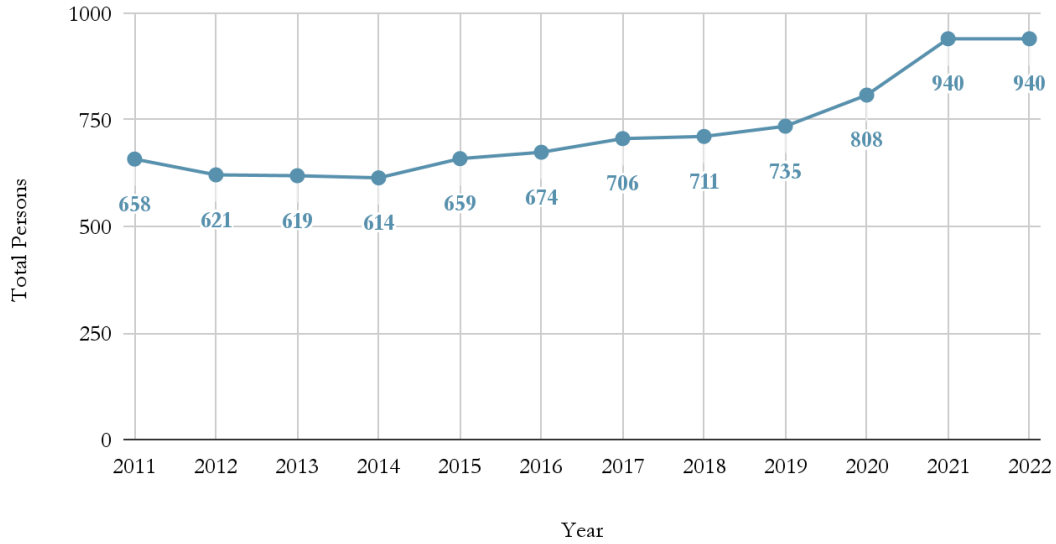
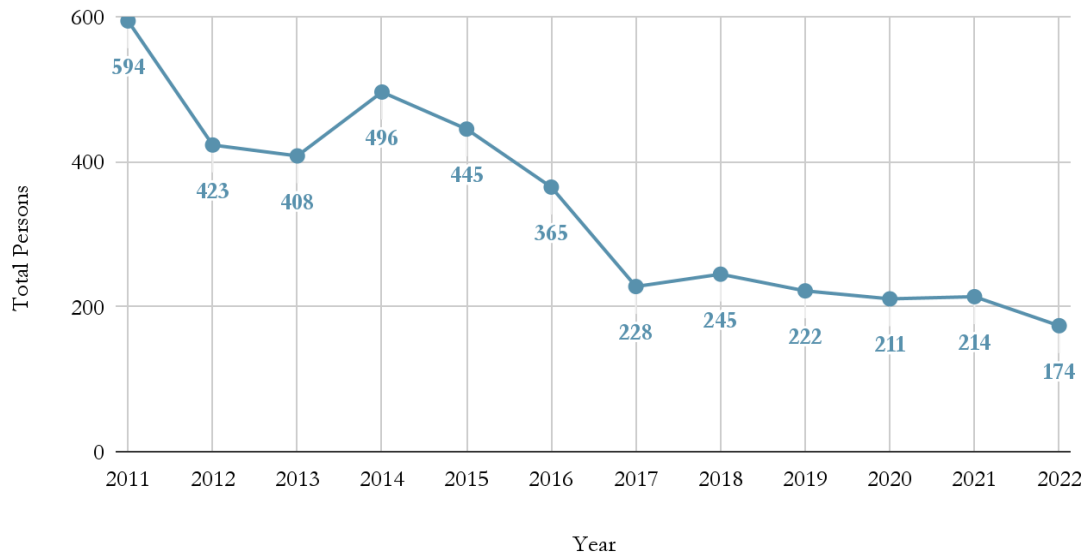


Figure 19 - TH-ABQ Over Time. Estimated number of people residing in transitional housing in Albuquerque during the PIT Counts 2009-2022.

ABQ - TH Count Totals 2011 - 2022



(4) Results - Balance of State CoC

Overall Numbers

The following data was collected from unsheltered and sheltered people experiencing homelessness and are organized by the living situation as captured for January 31, 2022.

Table 2a - BoS - Households 2022. The total estimated number of **households** experiencing homelessness in Balance of State on January 31, 2022.

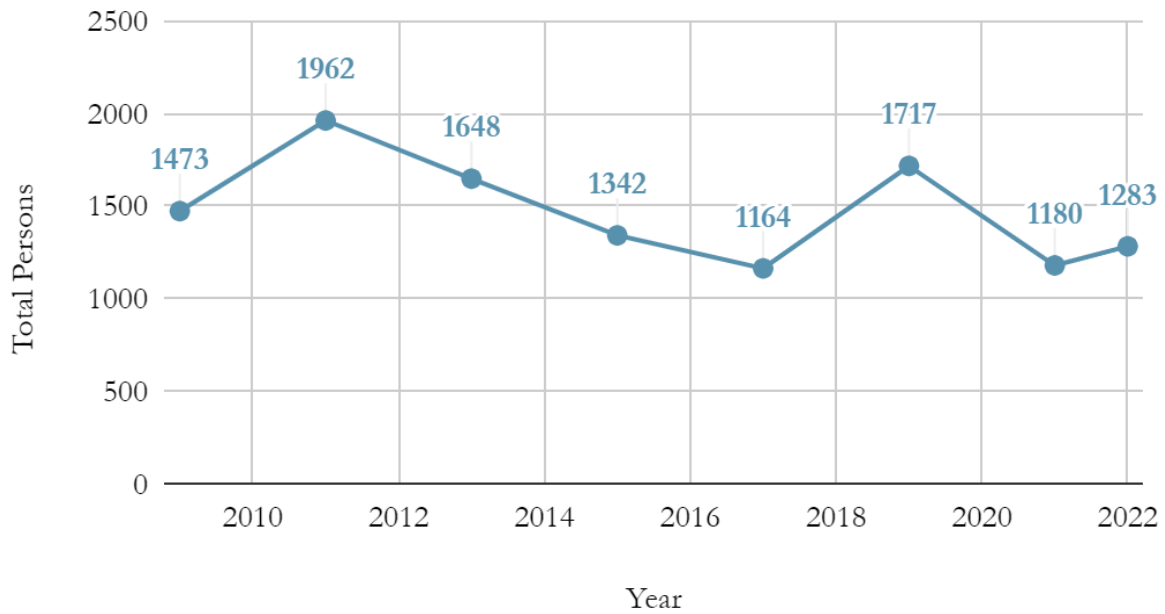
| | Emergency Shelters | Transitional Housing | Unsheltered | Total |
|------------------------------------|--------------------|----------------------|-------------|--------------|
| Households with at least one Child | 83 | 13 | 2 | 98 |
| Households without children | 489 | 53 | 364 | 906 |
| Households with only Children | 2 | 4 | 0 | 6 |
| Total | 574 | 70 | 366 | 1,010 |

Table 2b - BoS - Individuals 2022. The total estimated number of **individuals** experiencing homelessness in the Balance of State on January 31, 2022.

| | Emergency Shelters | Transitional Housing | Unsheltered | Total |
|------------------------------------|--------------------|----------------------|-------------|--------------|
| Households with at least one Child | 291 | 47 | 8 | 346 |
| Households without children | 492 | 56 | 383 | 931 |
| Households with only Children | 2 | 4 | 0 | 6 |
| Total | 785 | 107 | 391 | 1,283 |

Figure 20 - US-BoS All Over Time. Total estimated number of people counted during the Balance of State Point-in-Time counts from 2009 - 2022.

BoS PIT Count Totals: 2009 - 2022



Unsheltered Data Breakdown

- Total Unsheltered Chronically Homeless - 51 (14%)
- Veterans - 35 (9%)
- First-time homeless - 86 (23%)
- Homeless due to domestic violence - 37 (10%)
- Adults with a serious mental illness - 156 (43%)
- Adults with substance use disorder - 147 (40%)

Figure 21 - US-BoS Number of years since stable housing.

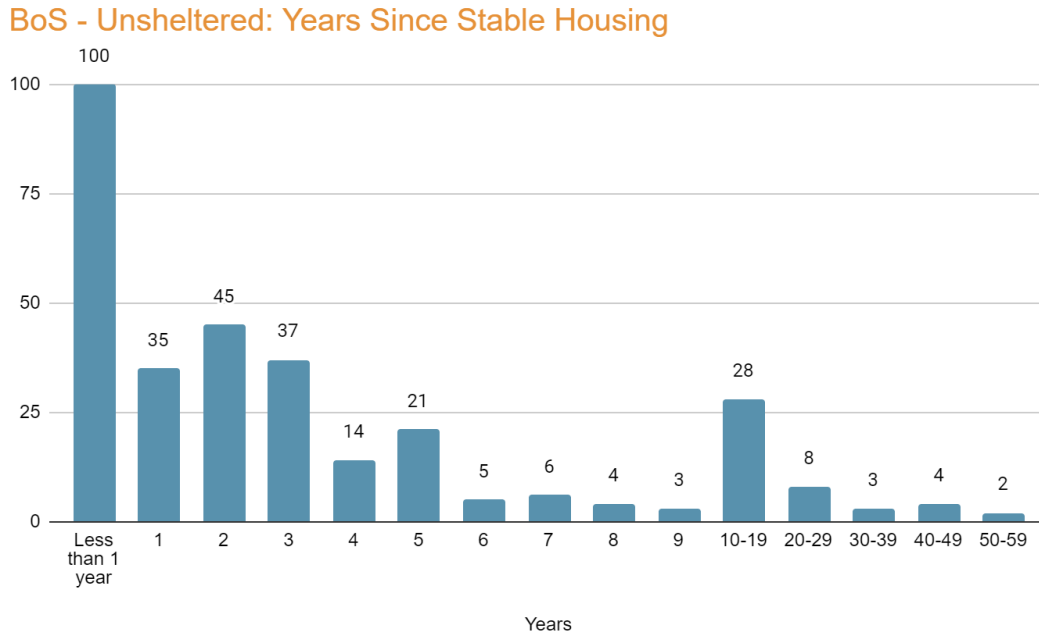


Figure 22 - US-BoS Gender.

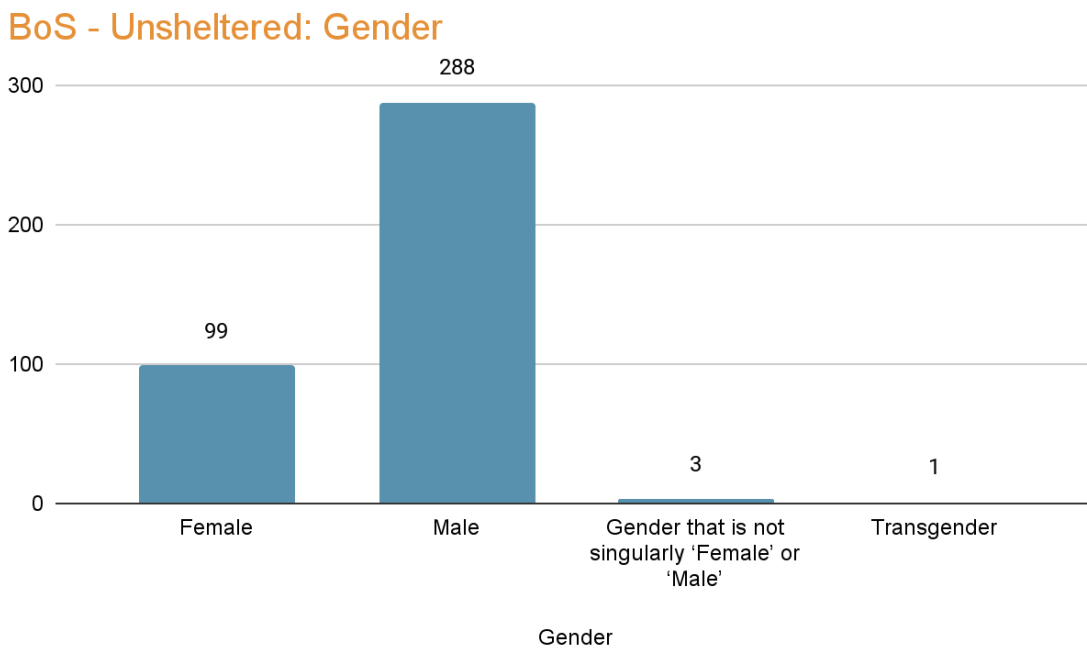


Figure 23a - US-BoS Age.

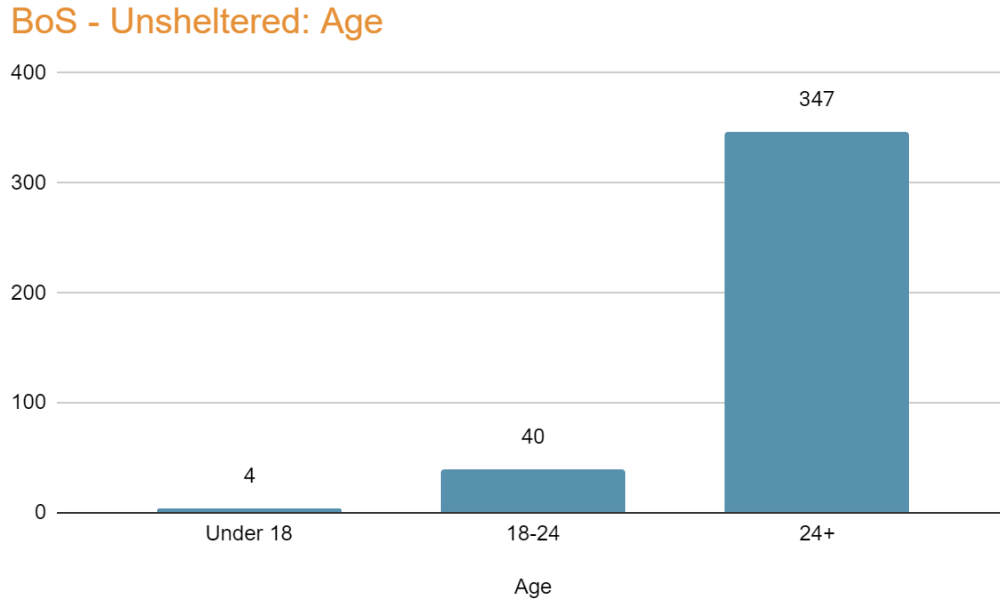


Figure 23b - US-BoS Age by Decade.

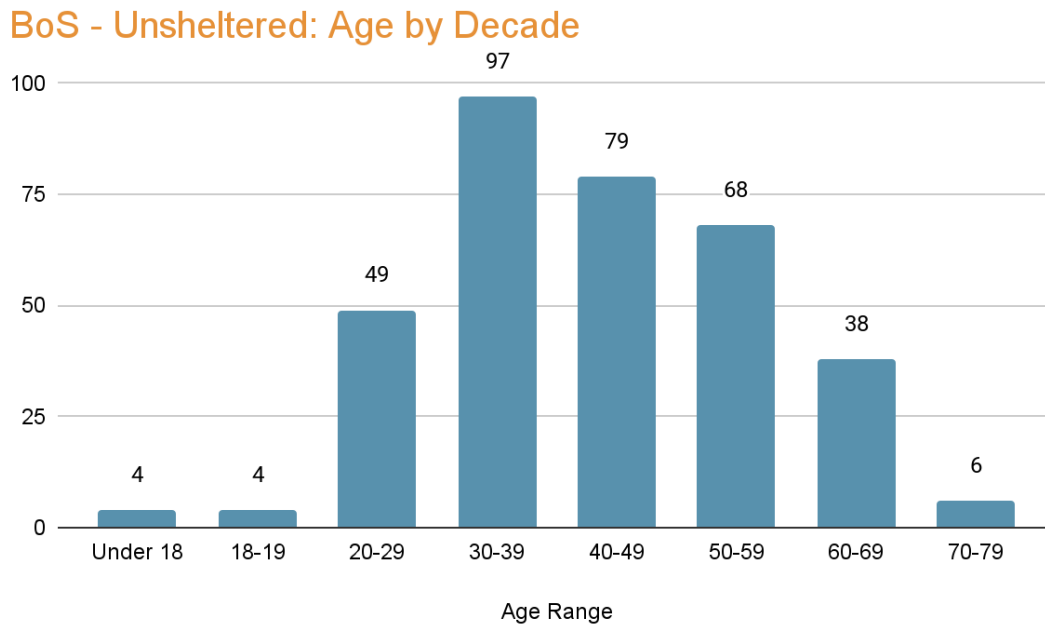


Figure 24 - US-BoS Ethnicity.

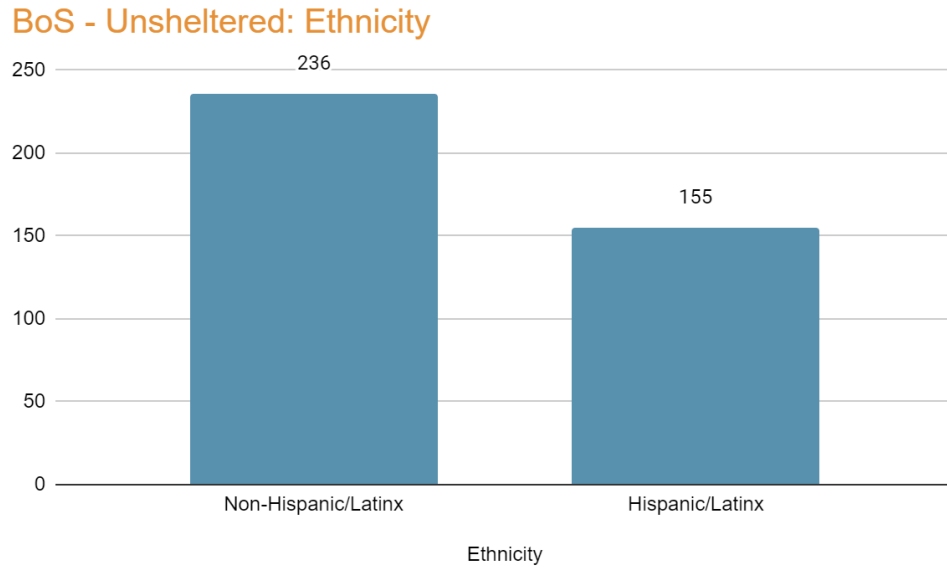


Figure 25 - US-BoS Race.

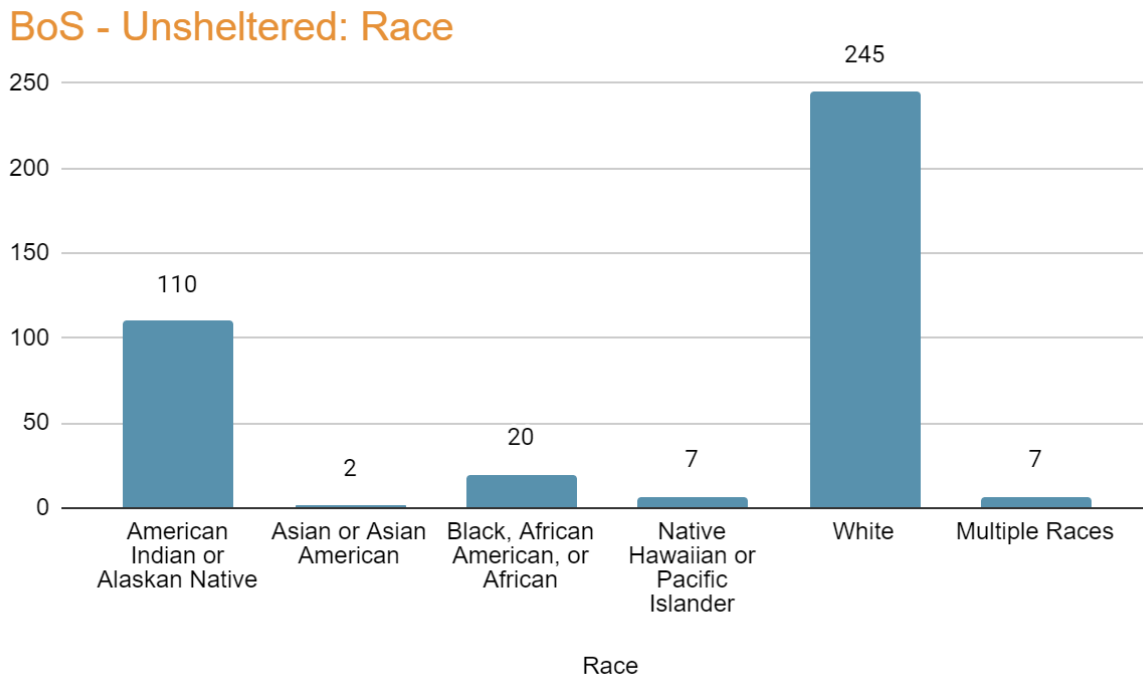


Figure 26 - US-BoS Tribal Affiliation. Respondents identifying as American Indian or Alaska Native had the option of providing their tribal affiliation, with the following graph depicting those responses.

BoS - Unsheltered: Tribal Affiliation

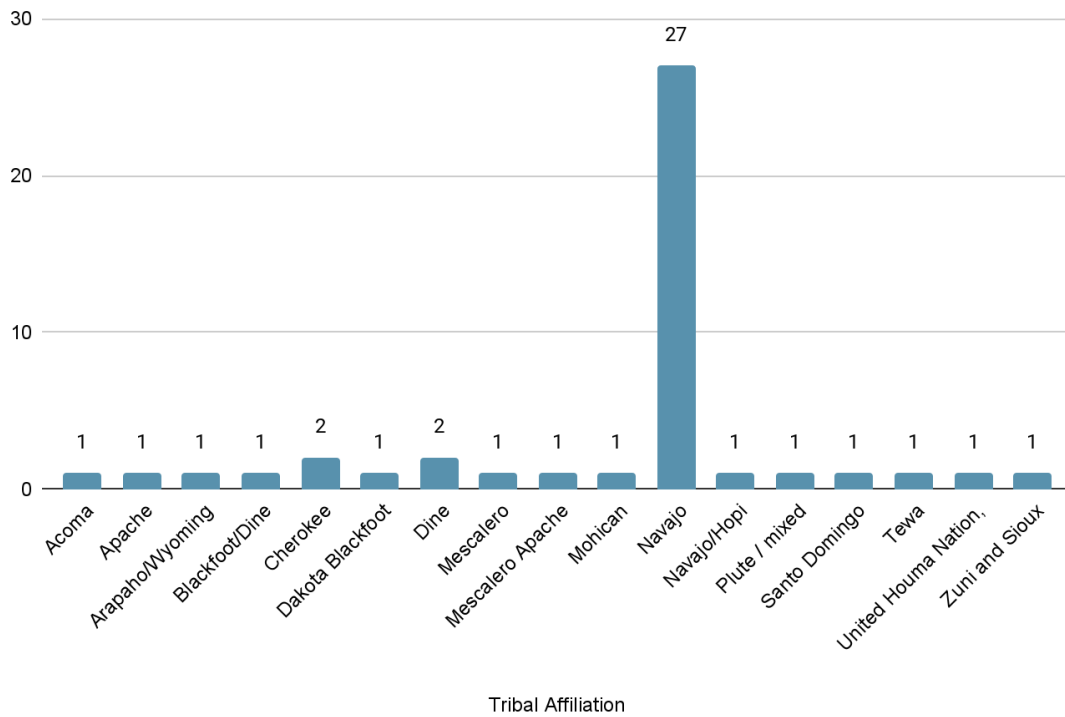
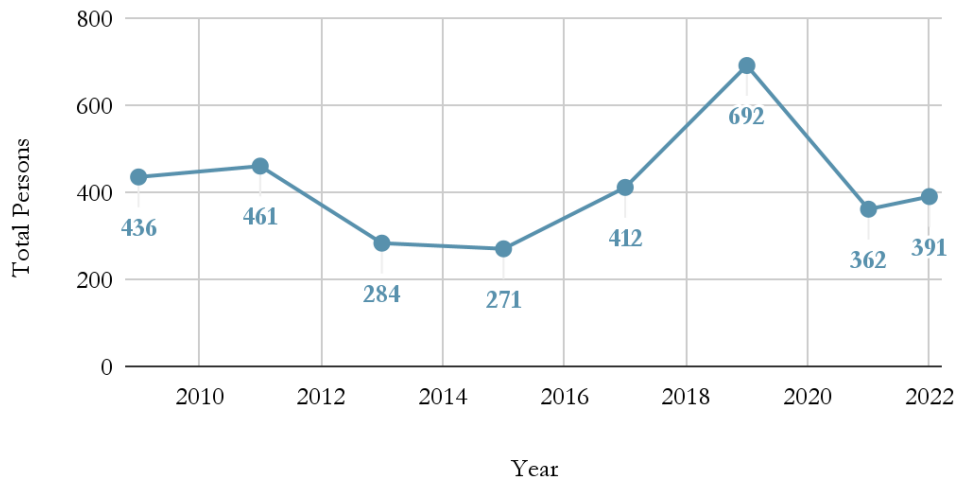


Figure 27 - US-BoS Over Time. Estimated number of people living in an unsheltered living condition in the Balance of State during the PIT Counts 2009-2022.

BoS - US PIT Count Totals: 2009 - 2022



Balance of State Unsheltered Data Breakdown - Location Data

Figure 28 - US-BoS County Totals. Number of persons surveyed during the 2022 PIT count by county.

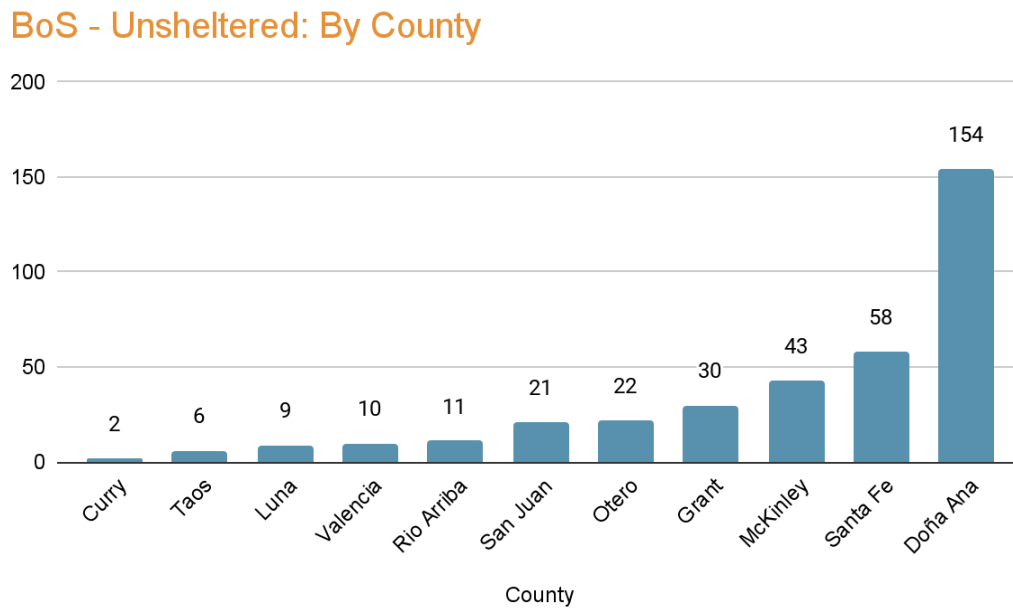


Figure 29a - US-BoS Transient Homelessness. Respondents were able to indicate if they were from New Mexico or just passing through.

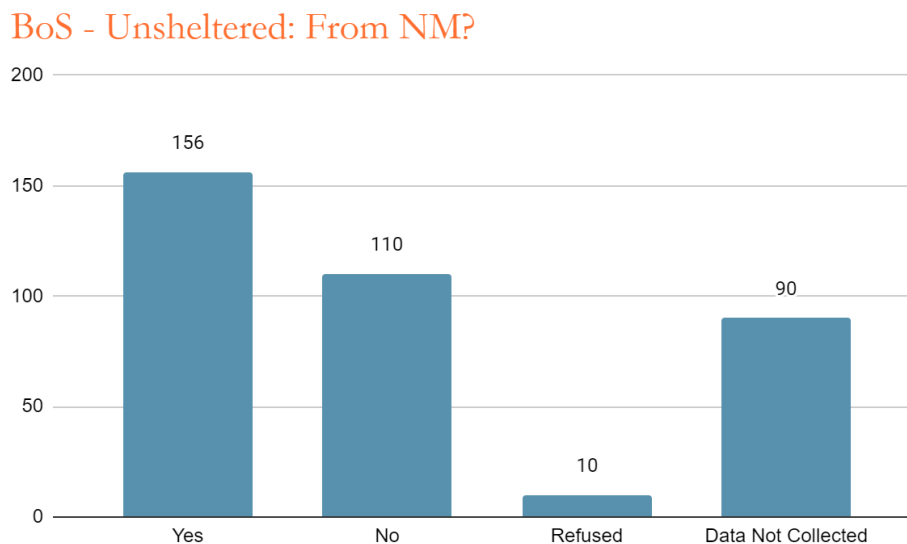


Figure 29b - US-BoS Transient Homelessness. The map below represents those transient respondents' location of origin.



Figure 30 - US-BoS Unsheltered. Respondents were asked “Why do you not use the shelter system?” Common themes identified in the qualitative data collected include the following:

- “Uncomfortable” (2)
- “Too violent” (2)
- “Sanitation concerns” (3)
- “Mental health / anxiety” (3)
- “I don’t like to be separated from my partner” (3)
- “Too far” (3)
- “Rather be outside” (5)
- “Too many people” (5)
- “I don’t know where the shelters are” (7)
- “They don’t allow pets” (7)
- “Too many rules or restrictions” (8)
- “I was banned or kicked out” (11)
- “No availability or no shelter here” (39)

Balance of State Sheltered Data Breakdown - Emergency Shelter

Of the data collected from Emergency Shelters:

- 340 (43%) identified as chronically homeless
- 489 (85%) identified as households without children
- 35 (9%) identified as veterans
- 234 (30%) identified as adults with a serious mental illness
- 125 (16%) identified as adults with a substance use disorder
- 49 (6%) identified as adult survivors of domestic violence

Figure 31 - ES-BoS Gender.

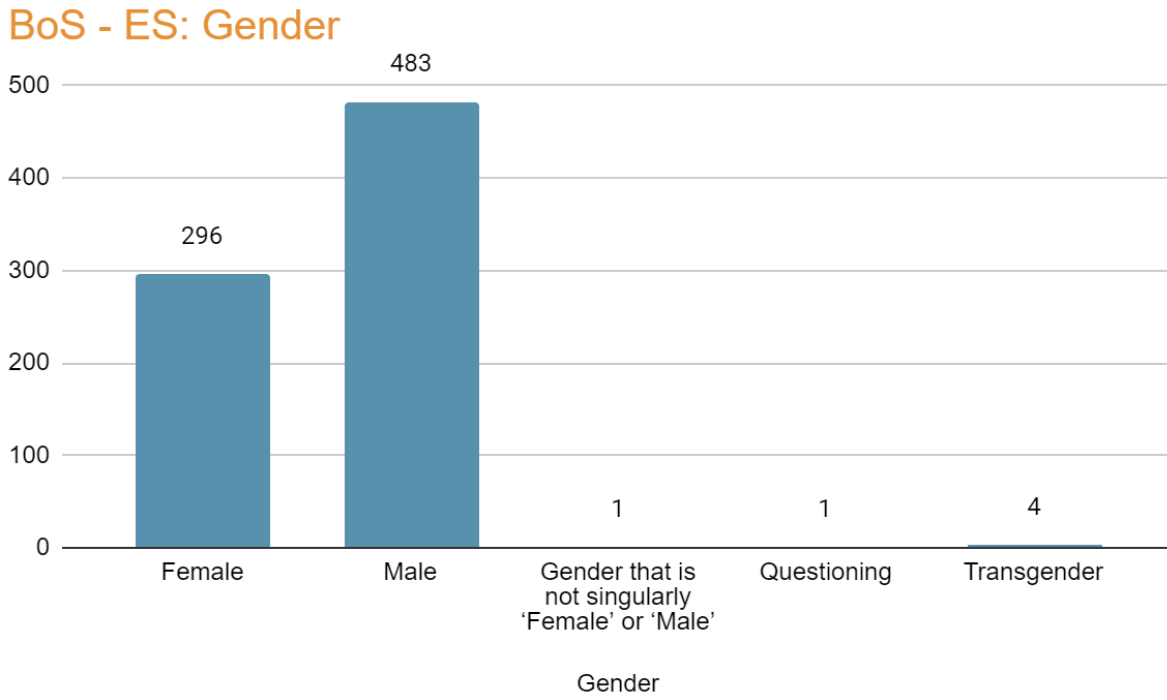


Figure 32 - ES-BoS Age.

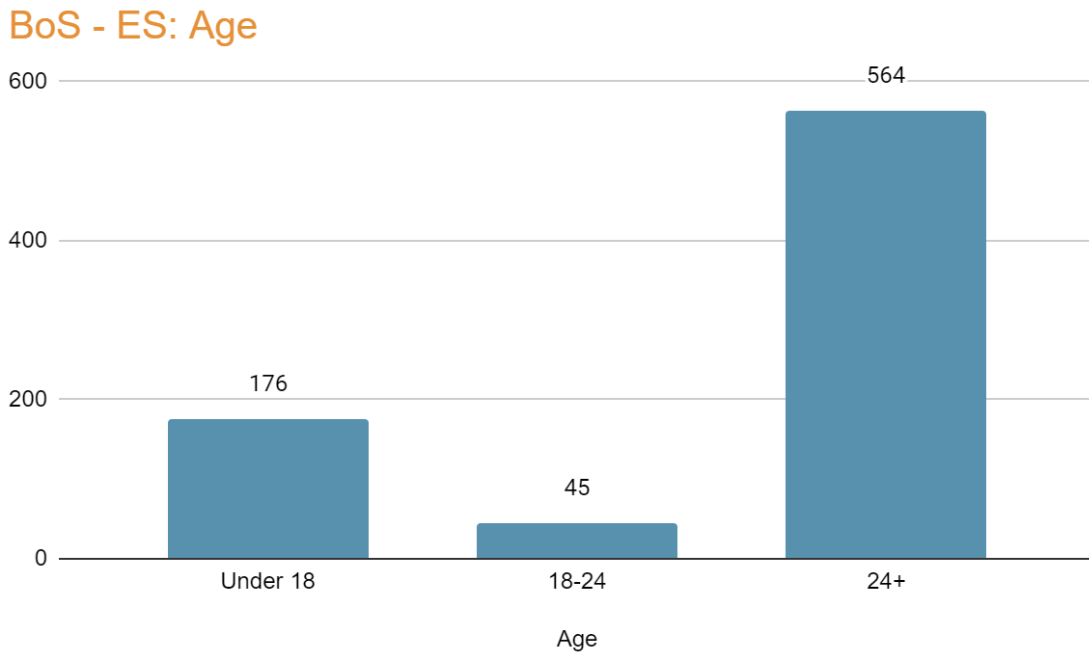


Figure 33 - ES-BoS Ethnicity.

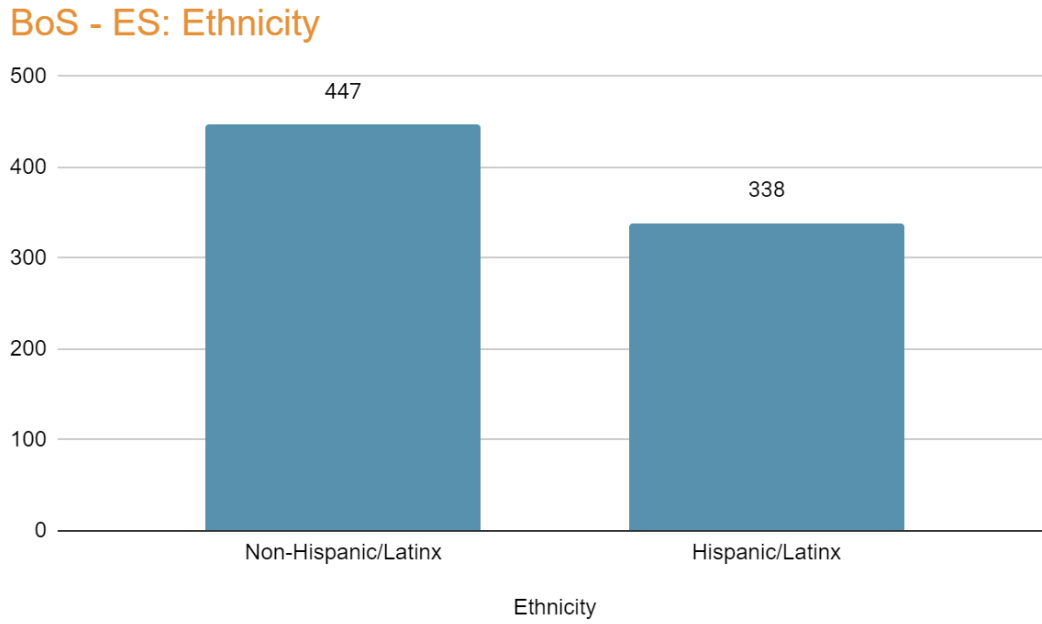


Figure 34 - ES-BoS Race.

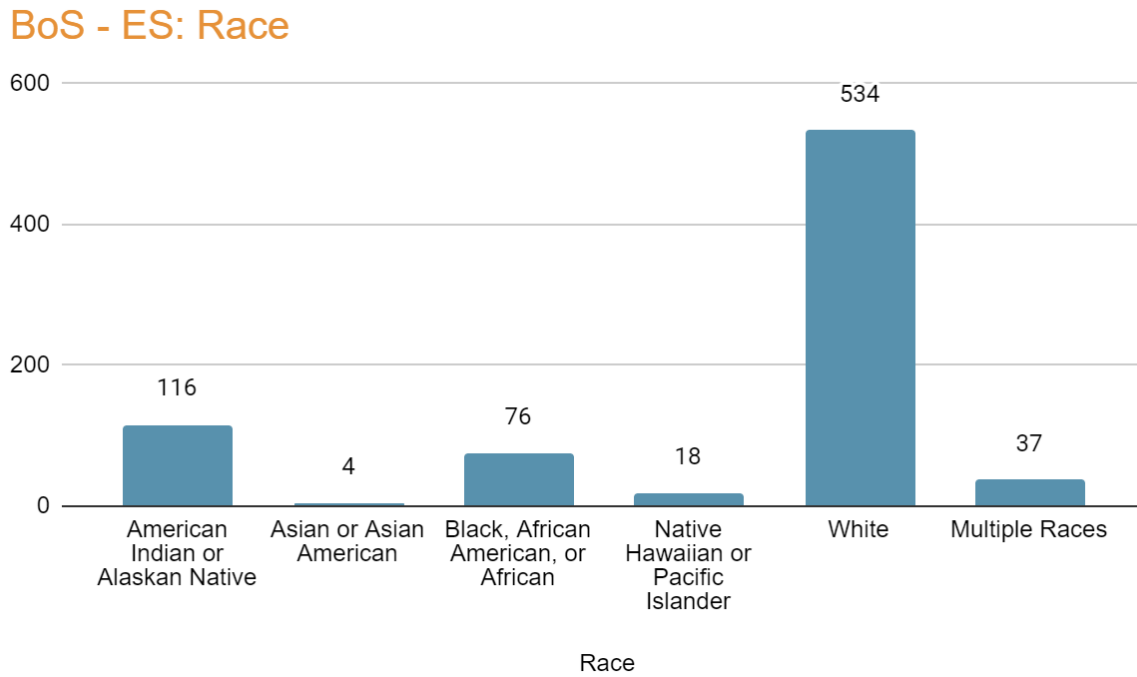


Figure 35 - ES-BoS Over Time. Estimated number of people residing in an emergency shelter in the Balance of State during the PIT Counts 2011-2022.

BoS - ES PIT Count Totals: 2011 - 2022

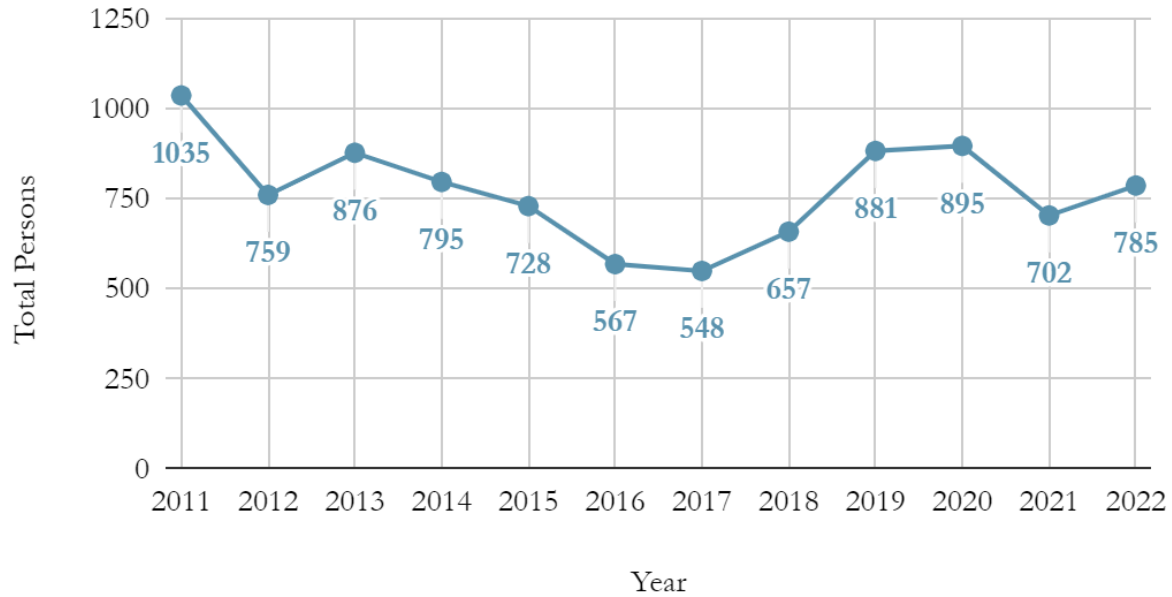
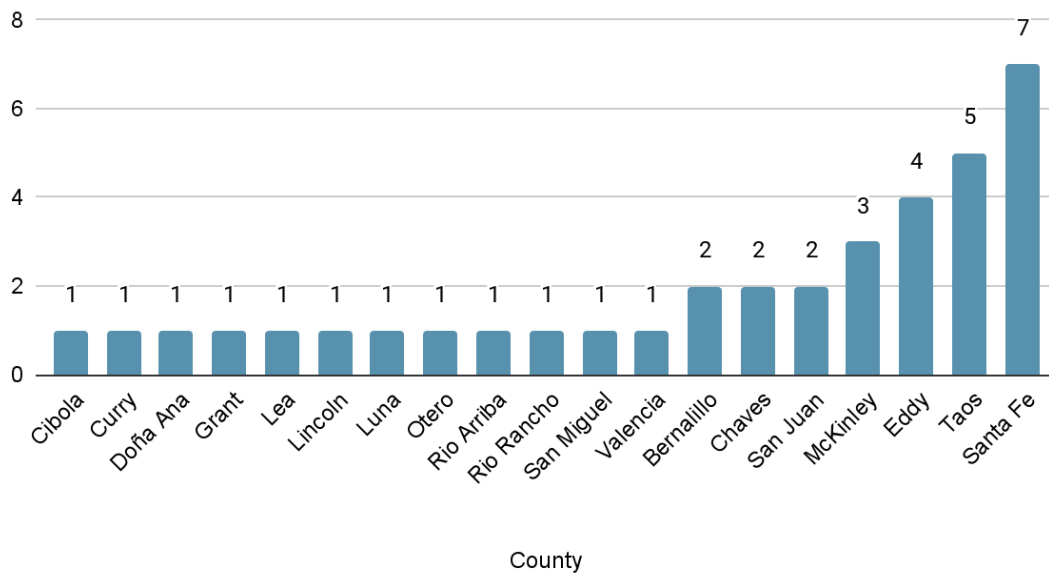


Figure 36 - ES-BoS by County. Number of occupied emergency shelter **projects** in the Balance of State during the 2022 PIT count by county².

BoS - ES: By County



² The Bernalillo County number does not include the projects located in the city of Albuquerque.

Balance of State Sheltered Data Breakdown - Transitional Housing

Of the data collected from Transitional Housing Programs:

- 53 (76%) identified as households without children
- 1 (0.9%) identified as veterans
- 15 (14%) identified as adults with serious mental illness
- 8 (7%) identified as adults with a substance use disorder
- 2 (2%) identified as adult survivors of domestic violence

Figure 37 - TH-BoS Gender.

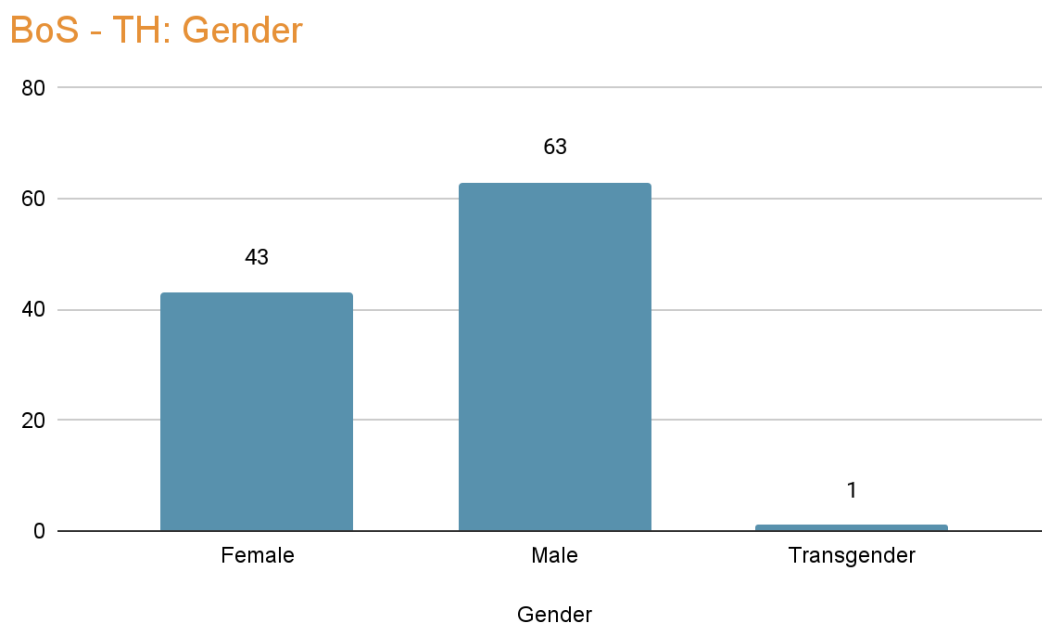


Figure 38 - TH-BoS Age.

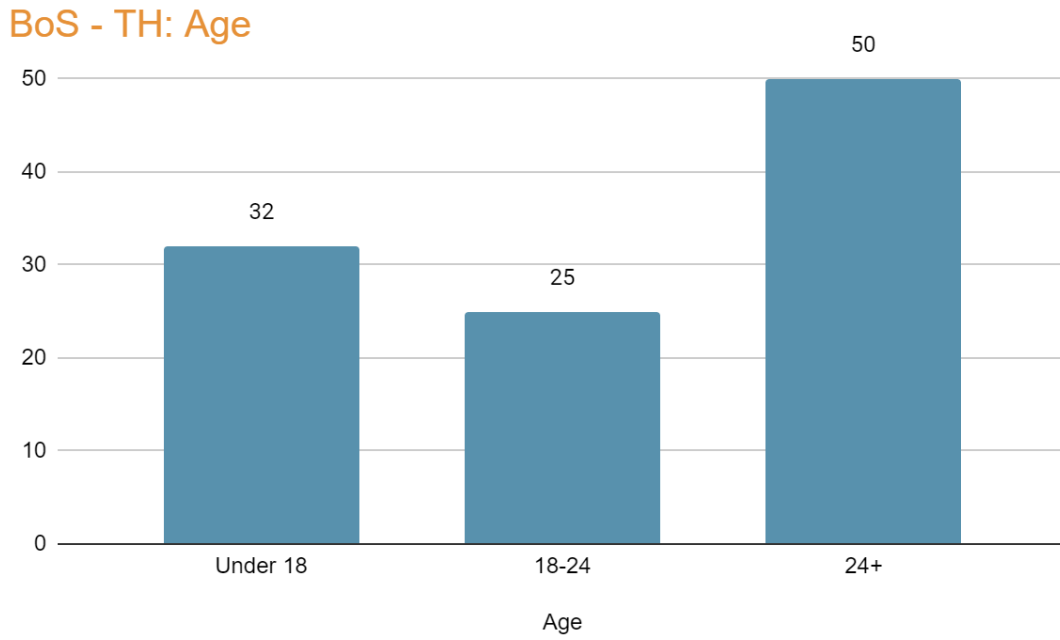


Figure 39 - TH-BoS Ethnicity.

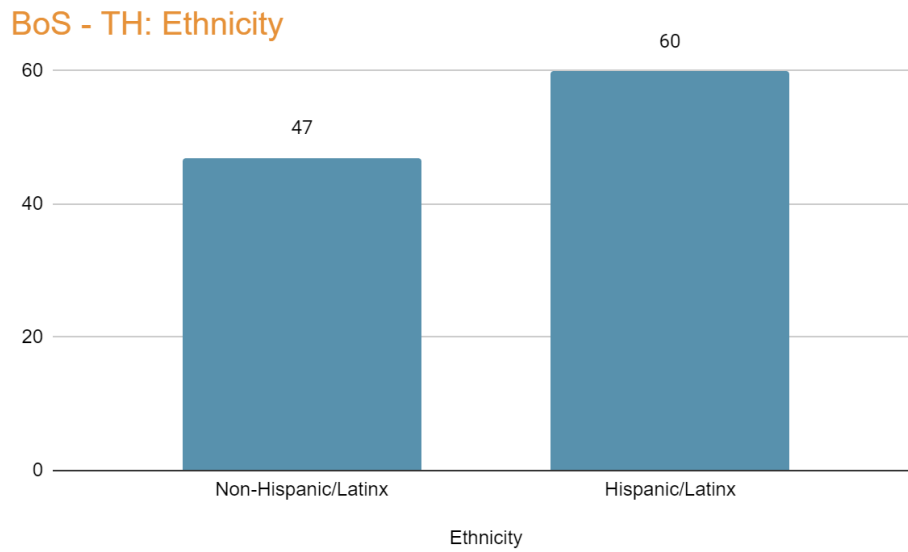


Figure 40 - TH-BoS Race.

BoS - TH: Race

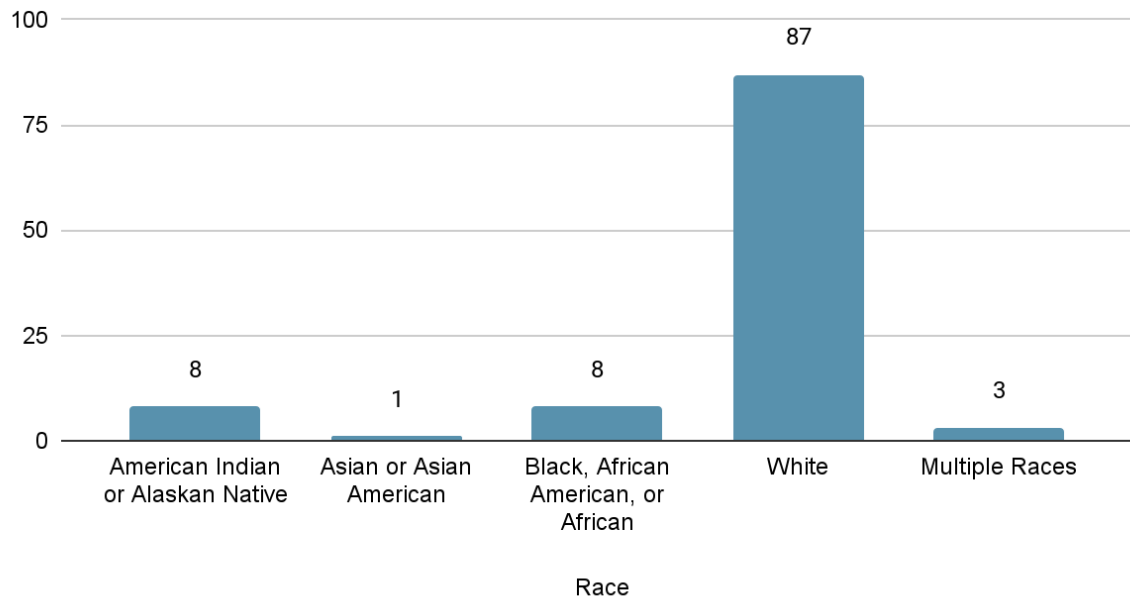


Figure 41 - TH-BoS Over Time. Estimated number of people residing in transitional housing in the Balance of State during the PIT Counts 2011-2022.

BoS - TH PIT Count Totals: 2011 - 2022

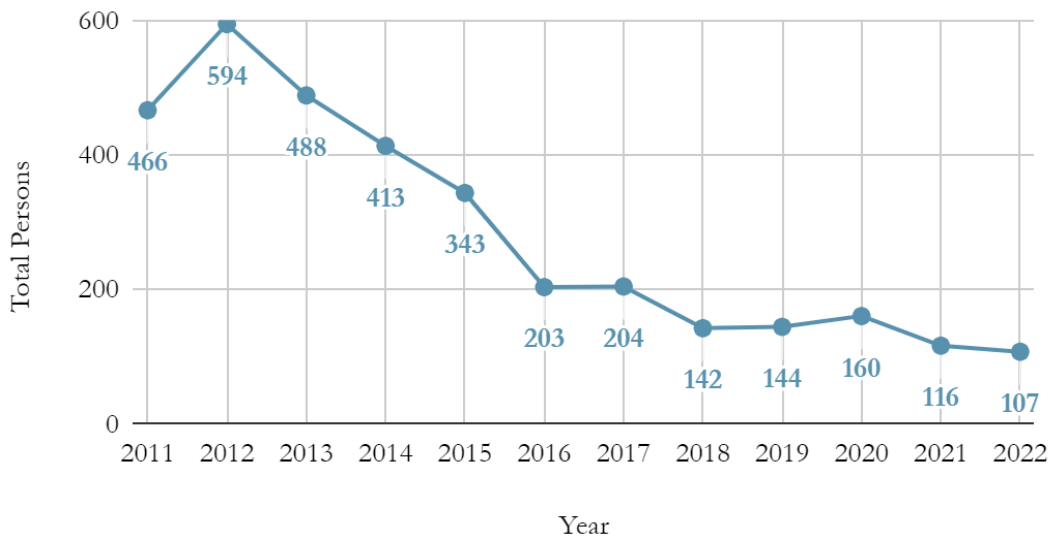
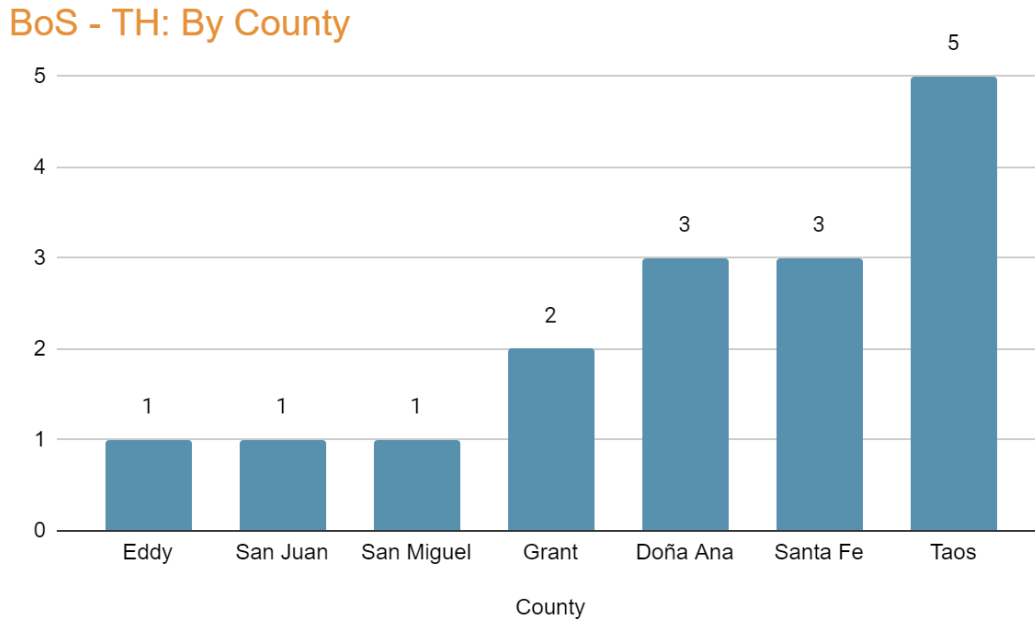


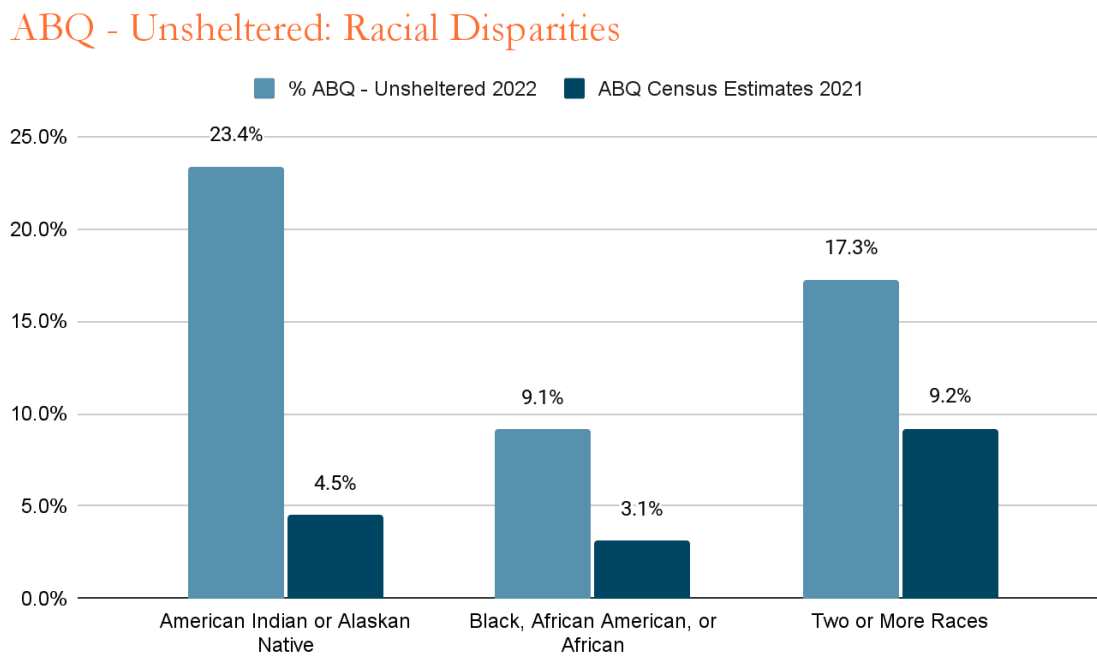
Figure 42 - TH-BoS by County. Number of occupied transitional housing **projects** in the Balance of State during the 2022 PIT count by county.



(5) Discussion: Racial Disparities in Populations Experiencing Unsheltered Homelessness

NMCEH is committed to advancing racial equity across our CoC systems. Aiding these efforts, racial datasets were further analyzed to identify overrepresented populations in our homelessness response systems by comparing the percentages of races collected with the most recently available census data for each CoC’s geographic area.^{3,4} The following graphs represent the racial disparities identified across both CoC’s. The results suggest that further inquiry into both the presence and causes of racially overrepresented populations in our systems is warranted. NMCEH hopes the following information will highlight the importance of addressing this issue and will guide future efforts to promote racial equity. We also recognize the need to determine how people of various races fare once they enter a particular housing program, and the importance of identifying possible ethnic disparities in future reports.

Figure 43 - US-ABQ Racial Disparities.



³ <https://www.census.gov/quickfacts/albuquerquecitynewmexico>

⁴ <https://www.census.gov/quickfacts/NM>

Figure 44 - ES-ABQ Racial Disparities.

ABQ - ES: Racial Disparities

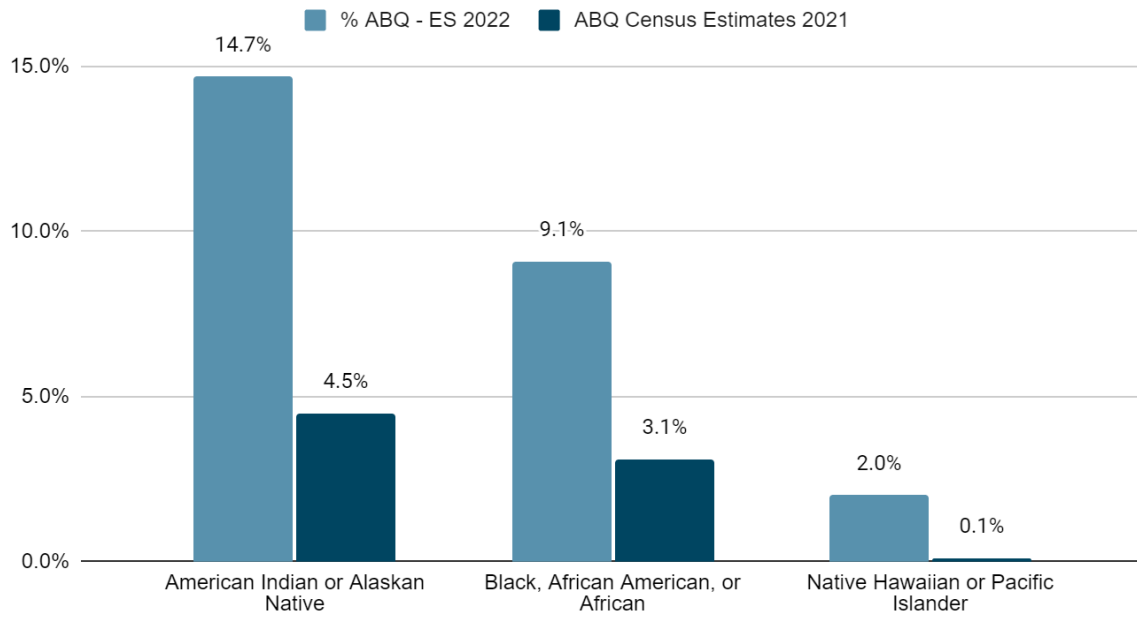


Figure 45 - TH-ABQ Racial Disparities.

ABQ - TH: Racial Disparities

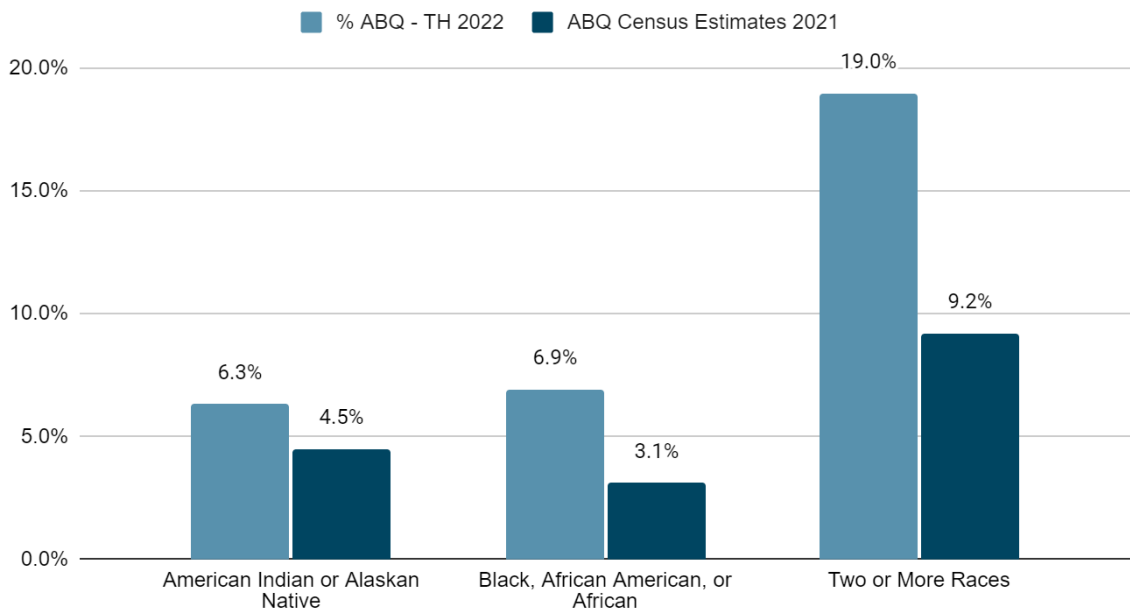


Figure 46 - US-BoS Racial Disparities.

BoS - Unsheltered: Racial Disparities

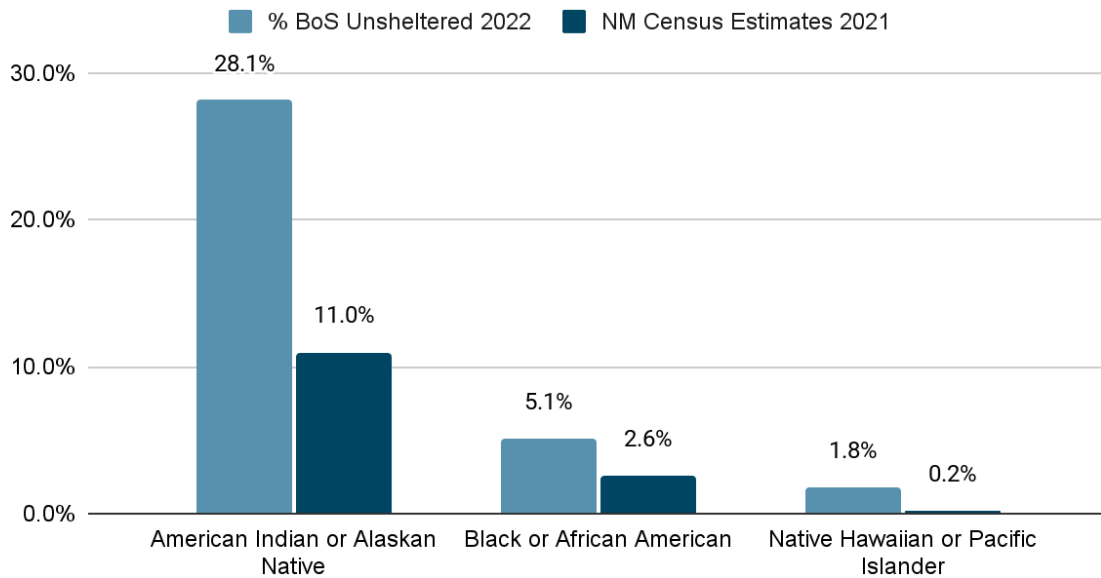


Figure 47 - ES-BoS Racial Disparities.

BoS - ES: Racial Disparities

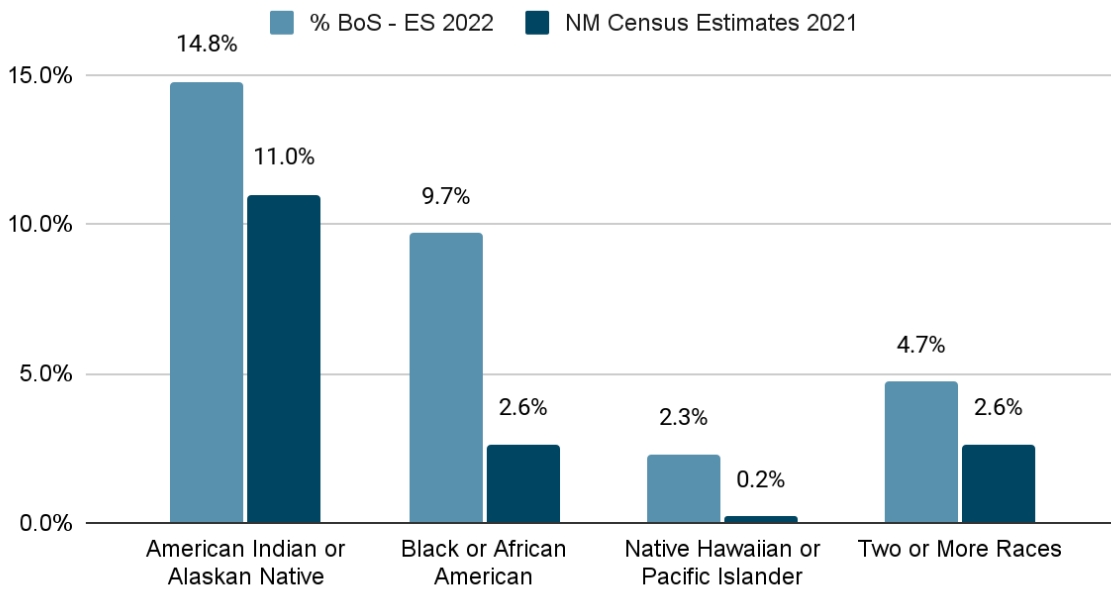
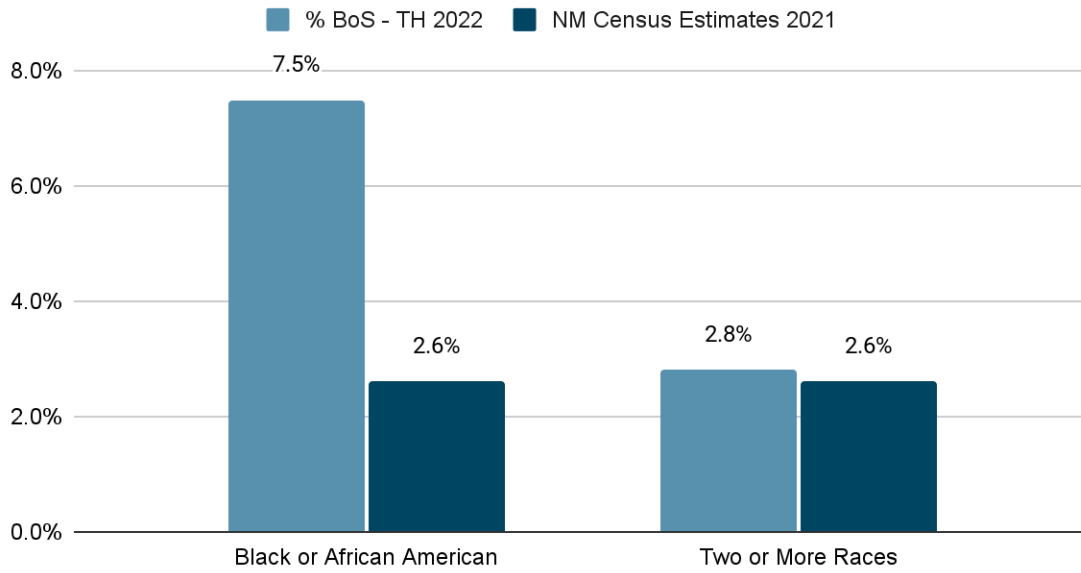


Figure 48 - TH-BoS Racial Disparities.

BoS - TH: Racial Disparities



(6) Acknowledgments

Together, we...

Collaborated to count our neighbors and fellow community members who are living without fixed, suitable housing. This required many hours of planning both for our standard count efforts, but to also incorporate COVID-19 Pandemic safe practices. Through the pandemic concerns and more limited staff than usual, as a state we came together to provide this important data for our system of homeless services and housing in New Mexico.

**Thank you to all of our partners!
You made the 2022 Point-In-Time count a success.**

We couldn't have done it without you!!

(7) Resources

HUD Requirements & definitions

Continuum of Care:

<https://www.govinfo.gov/content/pkg/CFR-2017-title24-vol3/xml/CFR-2017-title24-vol3-part578.xml>

Point-In-Time Count: [Final 2022 HIC and PIT Data Collection Notice \(11.12.21\) \(hud.gov\)](#)

Homeless Definition:

https://files.hudexchange.info/resources/documents/HEARTH_HomelessDefinition_FinalRule.pdf

Chronic Homeless Definition:

<https://files.hudexchange.info/resources/documents/Defining-Chronically-Homeless-Final-Rule.pdf>

Nationwide PIT counts since 2007:

<https://www.hudexchange.info/resource/3031/pit-and-hic-data-since-2007/>

Previous Balance of State and Albuquerque Data

NMCEH Website:

<https://nmceh.org/pages/homelessnessReports.html>

For any questions regarding this report contact:

Tony Watkins

Program Director for Homeless Assistance

tony-w@nmceh.org

505-433-5175

www.nmceh.org

2022 Unsheltered Point-In-Time Count Survey



| | | |
|-----------------------------------|-------|-------------------------|
| New Mexico - Point in Time Survey | | Interviewer's Name: |
| January 31, 2022 | Date: | Location (City/County): |

START HERE: I am doing an anonymous survey today to learn more about the housing status of people in our community. The survey is completely voluntary and takes only 3-5 minutes to complete. If you choose to participate, you can skip any question that you don't wish to answer or stop the survey at any time. Would you be willing to take the survey today?

1) Have you already completed a survey about where you stayed on Monday, January 31st?

If they have NOT completed the survey, move on to the next question.

If they have already completed the survey, thank them for their time, and DO NOT move forward with the survey.

2) Where did you stay on Monday, January 31st?

- Abandoned Building Shed/Garage/Storage Unit Bus or Train Station
 Car Homeless, won't say where
 Street, Park, Camping Ground or Other outdoor location
 Other location that could be considered unsheltered (Provide details): _____

Physical location description (cross streets, city/county, business name, etc.):

If they **did not** stay in one of the locations listed above on the night of Monday, January 31st, **thank them for their time and do not move forward with the survey.** If they did, **please continue with the survey.**

| | |
|----------------------------------|---------------------------------|
| First two letters of First Name: | First two letters of Last Name: |
| Age: | Month you were born: |

3) Is this the first time you have been homeless? Yes No

4) How long has it been since you had stable housing? ___ Days ___ Weeks ___ Months ___ Years

5) Including your current experience, how many separate times have you been on the streets or in shelters in the past 3 years?

6) If you added up all of your experiences in the past 3 years, would it be more or less than 12 months?

More Less

7) What gender do you most identify with? Female Male Transgender Questioning

A gender other than singularly female or male (eg. non-binary, genderfluid, agender, culturally specific gender)

Data Not Collected Refused

8) Would you say that you are: Non-Hispanic/Non-Latin(a)(o)(x) Hispanic/Latin(a)(o)(x) Refused

Data Not Collected

9) Of those listed, what race do you most identify with? Select all that apply.

Native Hawaiian or Other Pacific Islander Asian Black or African American White

American Indian or Alaskan Native - Tribal Affiliation or Enrollment: _____

Refused Data Not Collected

10) Have you served at least one-day active duty in the US Military? Yes No Refused Data Not Collected

11) (Only ask if the person is over 18) Do you have, or have you been told you have: (check all that apply)

A Mental Health Condition A substance Abuse Issue HIV/AIDS

Any disabling condition of long duration, such as a chronic physical illness, traumatic brain injury, a developmental disability

Refused Data Not Collected

12) (Only ask if the person is over 18) Is your current housing status a result of domestic violence?

Yes No Refused Data Not Collected

13) Did any family or household members, such as your child, spouse/partner, or parent stay with you on Monday, January 31st? Yes No Refused Data Not collected

Refused Data Not collected

If yes,

How many children under 18 stayed with you? _____

How many people age 18-24 stayed with you? _____

How many people over age 24 stayed with you? _____

(Only ask if **UNDER 18**) Did you stay with a parent or legal guardian? Yes No Refused Data Not collected



| | | |
|--|--------------------|--------------------------------------|
| New Mexico - Point in Time Survey | | Interviewer's Name: _____ |
| January 31, 2022 | Date: _____ | Location (City/County): _____ |

| | |
|---|--|
| <p>13a) Additional Household Member: Age: ____ Gender: <input type="checkbox"/> Female <input type="checkbox"/> Male <input type="checkbox"/> Transgender <input type="checkbox"/> Questioning <input type="checkbox"/> A gender other than singularly female or male (eg. non-binary, genderfluid, agender, culturally specific gender) <input type="checkbox"/> Data Not Collected <input type="checkbox"/> Refused Ethnicity: <input type="checkbox"/> Non-Hispanic/Non-Latin(a)(o)(x) <input type="checkbox"/> Hispanic/Latin(a)(o)(x) <input type="checkbox"/> Refused <input type="checkbox"/> Data Not Collected Race: <input type="checkbox"/> Native Hawaiian or Other Pacific Islander <input type="checkbox"/> Asian <input type="checkbox"/> Black or African American <input type="checkbox"/> White <input type="checkbox"/> American Indian or Alaskan Native - Tribal Affiliation or Enrollment: _____ <input type="checkbox"/> Refused <input type="checkbox"/> Data Not Collected</p> | <p>13b) Additional Household Member Age: ____ Gender: <input type="checkbox"/> Female <input type="checkbox"/> Male <input type="checkbox"/> Transgender <input type="checkbox"/> Questioning <input type="checkbox"/> A gender other than singularly female or male (eg. non-binary, genderfluid, agender, culturally specific gender) <input type="checkbox"/> Data Not Collected <input type="checkbox"/> Refused Ethnicity: <input type="checkbox"/> Non-Hispanic/Non-Latin(a)(o)(x) <input type="checkbox"/> Hispanic/Latin(a)(o)(x) <input type="checkbox"/> Refused <input type="checkbox"/> Data Not Collected Race: <input type="checkbox"/> Native Hawaiian or Other Pacific Islander <input type="checkbox"/> Asian <input type="checkbox"/> Black or African American <input type="checkbox"/> White <input type="checkbox"/> American Indian or Alaskan Native - Tribal Affiliation or Enrollment: _____ <input type="checkbox"/> Refused <input type="checkbox"/> Data Not Collected</p> |
| <p>13c) Additional Household Member Age: ____ Gender: <input type="checkbox"/> Female <input type="checkbox"/> Male <input type="checkbox"/> Transgender <input type="checkbox"/> Questioning <input type="checkbox"/> A gender other than singularly female or male (eg. non-binary, genderfluid, agender, culturally specific gender) <input type="checkbox"/> Data Not Collected <input type="checkbox"/> Refused Ethnicity: <input type="checkbox"/> Non-Hispanic/Non-Latin(a)(o)(x) <input type="checkbox"/> Hispanic/Latin(a)(o)(x) <input type="checkbox"/> Refused <input type="checkbox"/> Data Not Collected Race: <input type="checkbox"/> Native Hawaiian or Other Pacific Islander <input type="checkbox"/> Asian <input type="checkbox"/> Black or African American <input type="checkbox"/> White <input type="checkbox"/> American Indian or Alaskan Native - Tribal Affiliation or Enrollment: _____ <input type="checkbox"/> Refused <input type="checkbox"/> Data Not Collected</p> | <p>13d) Additional Household Member Age: ____ Gender: <input type="checkbox"/> Female <input type="checkbox"/> Male <input type="checkbox"/> Transgender <input type="checkbox"/> Questioning <input type="checkbox"/> A gender other than singularly female or male (eg. non-binary, genderfluid, agender, culturally specific gender) <input type="checkbox"/> Data Not Collected <input type="checkbox"/> Refused Ethnicity: <input type="checkbox"/> Non-Hispanic/Non-Latin(a)(o)(x) <input type="checkbox"/> Hispanic/Latin(a)(o)(x) <input type="checkbox"/> Refused <input type="checkbox"/> Data Not Collected Race: <input type="checkbox"/> Native Hawaiian or Other Pacific Islander <input type="checkbox"/> Asian <input type="checkbox"/> Black or African American <input type="checkbox"/> White <input type="checkbox"/> American Indian or Alaskan Native - Tribal Affiliation or Enrollment: _____ <input type="checkbox"/> Refused <input type="checkbox"/> Data Not Collected</p> |
| <p>13e) Additional Household Member Age: ____ Gender: <input type="checkbox"/> Female <input type="checkbox"/> Male <input type="checkbox"/> Transgender <input type="checkbox"/> Questioning <input type="checkbox"/> A gender other than singularly female or male (eg. non-binary, genderfluid, agender, culturally specific gender) <input type="checkbox"/> Data Not Collected <input type="checkbox"/> Refused Ethnicity: <input type="checkbox"/> Non-Hispanic/Non-Latin(a)(o)(x) <input type="checkbox"/> Hispanic/Latin(a)(o)(x) <input type="checkbox"/> Refused <input type="checkbox"/> Data Not Collected Race: <input type="checkbox"/> Native Hawaiian or Other Pacific Islander <input type="checkbox"/> Asian <input type="checkbox"/> Black or African American <input type="checkbox"/> White <input type="checkbox"/> American Indian or Alaskan Native - Tribal Affiliation or Enrollment: _____ <input type="checkbox"/> Refused <input type="checkbox"/> Data Not Collected</p> | <p>13f) Additional Household Member Age: ____ Gender: <input type="checkbox"/> Female <input type="checkbox"/> Male <input type="checkbox"/> Transgender <input type="checkbox"/> Questioning <input type="checkbox"/> A gender other than singularly female or male (eg. non-binary, genderfluid, agender, culturally specific gender) <input type="checkbox"/> Data Not Collected <input type="checkbox"/> Refused Ethnicity: <input type="checkbox"/> Non-Hispanic/Non-Latin(a)(o)(x) <input type="checkbox"/> Hispanic/Latin(a)(o)(x) <input type="checkbox"/> Refused <input type="checkbox"/> Data Not Collected Race: <input type="checkbox"/> Native Hawaiian or Other Pacific Islander <input type="checkbox"/> Asian <input type="checkbox"/> Black or African American <input type="checkbox"/> White <input type="checkbox"/> American Indian or Alaskan Native - Tribal Affiliation or Enrollment: _____ <input type="checkbox"/> Refused <input type="checkbox"/> Data Not Collected</p> |

14) Are you from New Mexico? Yes No Refused Data Not Collected
If no, Where did you move here from? _____
Why did you move here? _____
Were you homeless when you came here? Yes No Refused Data Not Collected
What brought you here? _____

15) Why were you unsheltered on January 31st? _____

16) Why do you not use the shelter system? _____

